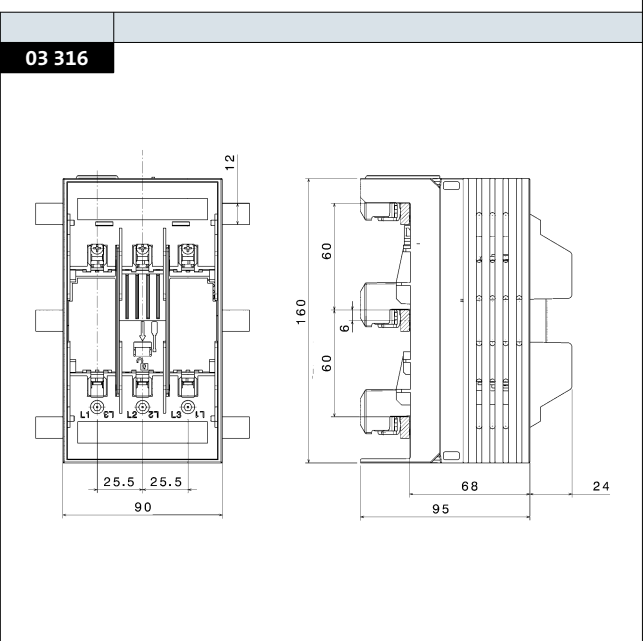
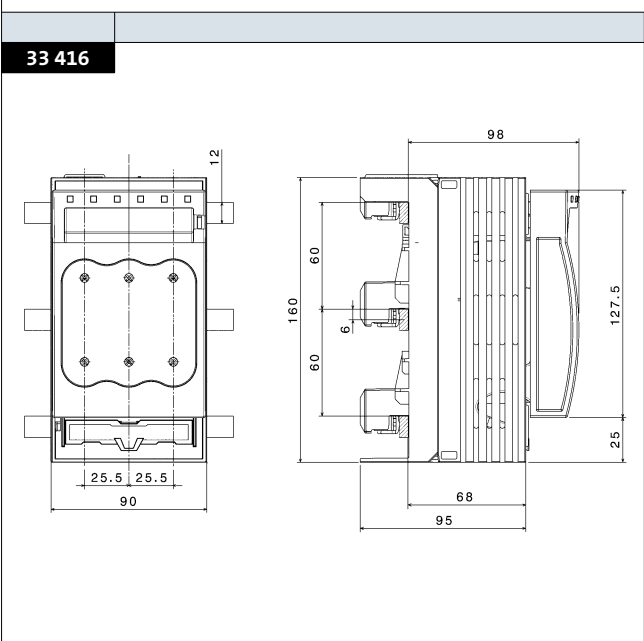
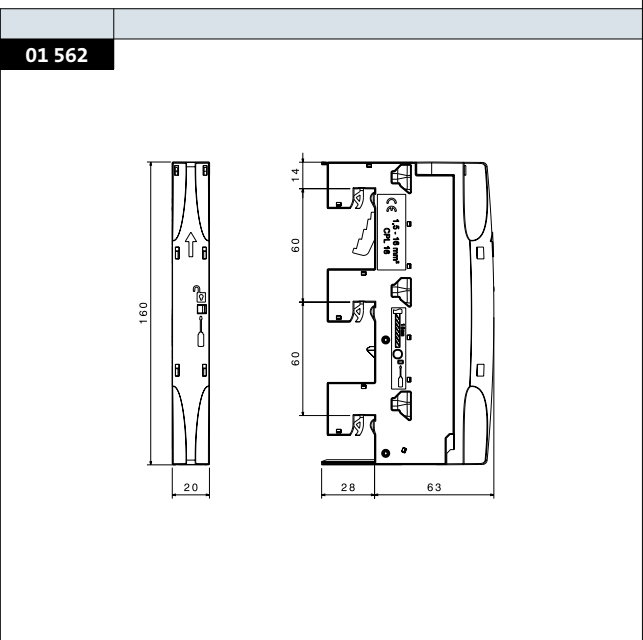
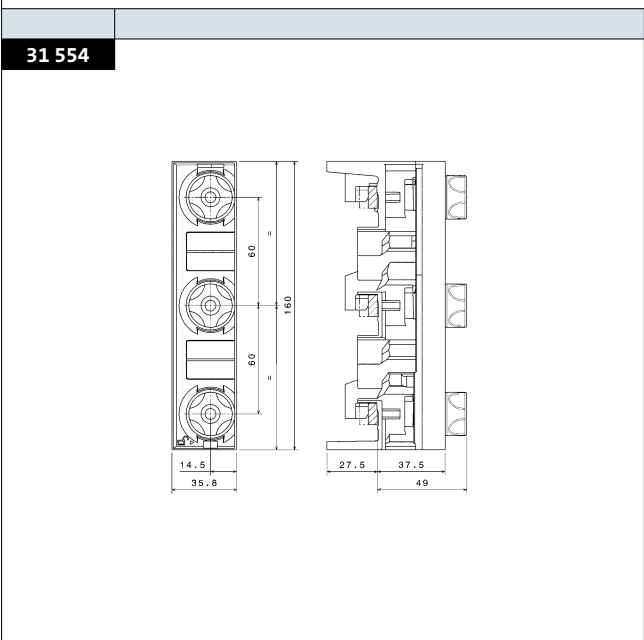
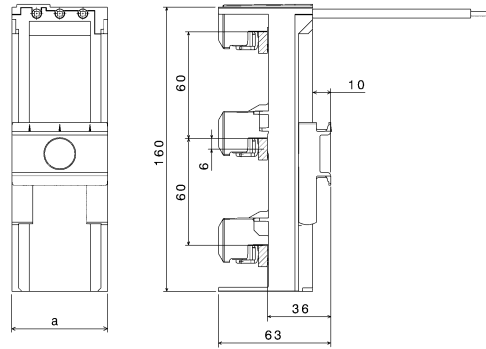



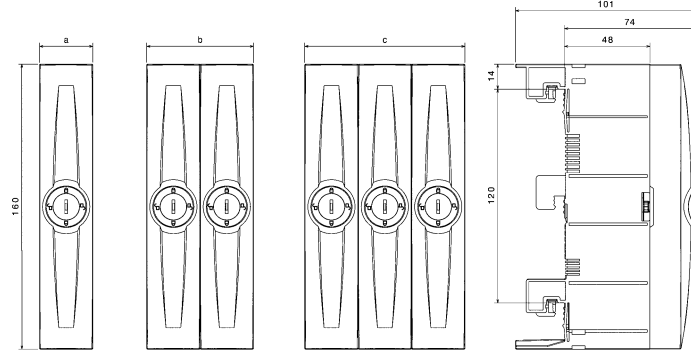


	a
32 590	45
32 591	54

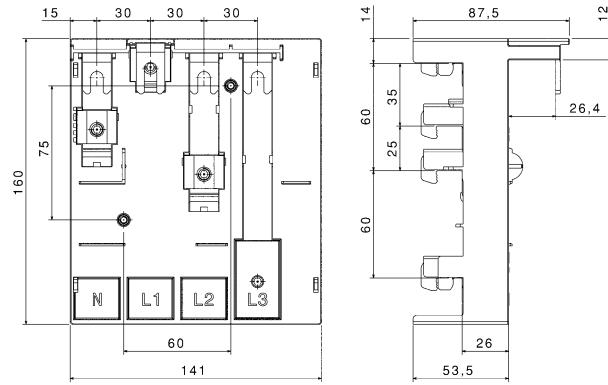




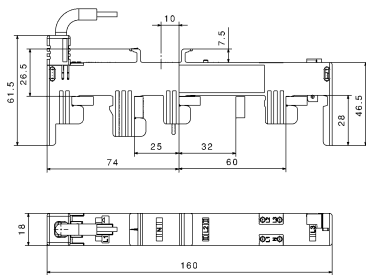
	a	b	c
01 364	30		
01 367	30		
01 370			90
01 426		60	
01 427	30		



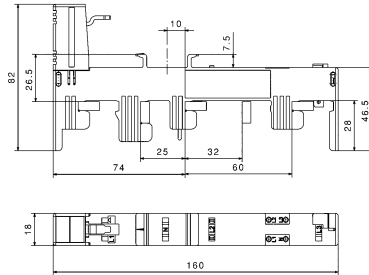
32 640



32 629
32 630



32 628




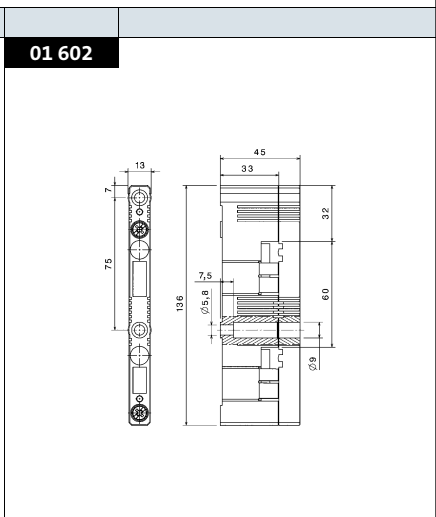
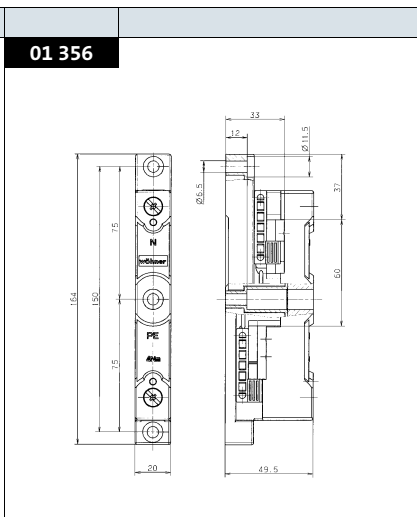
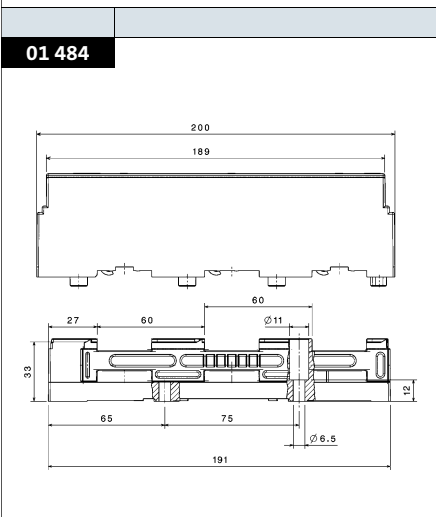
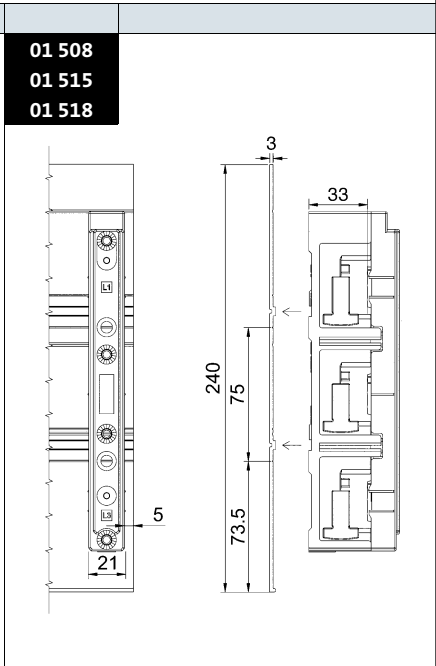
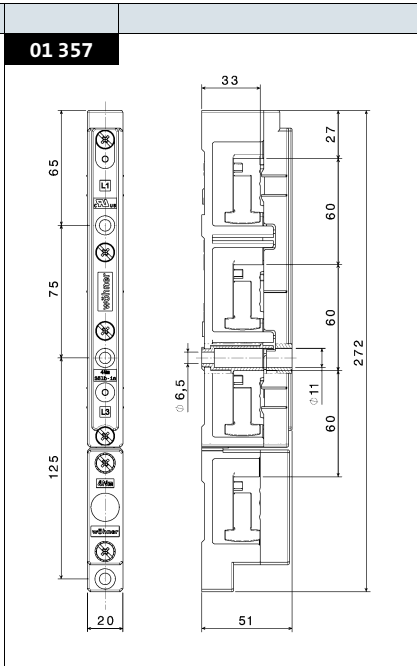
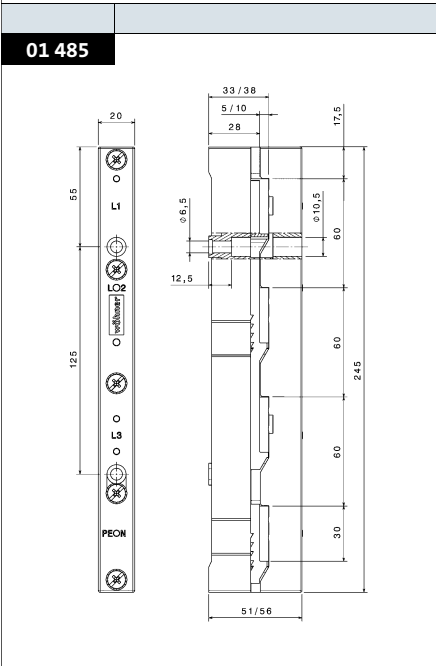
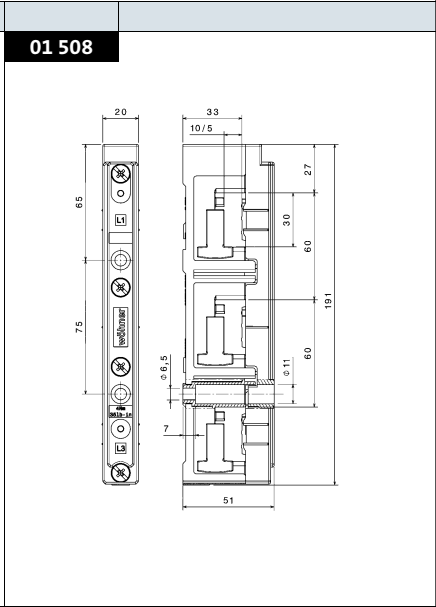
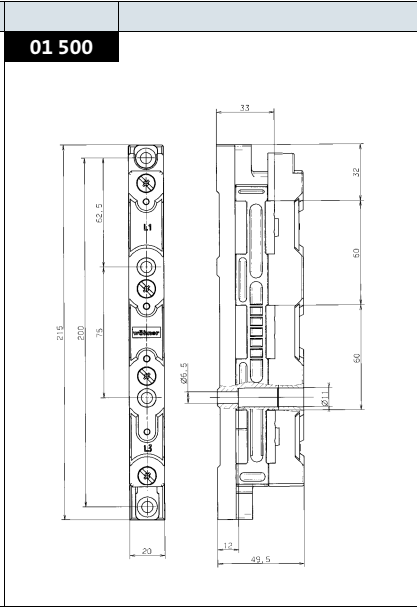
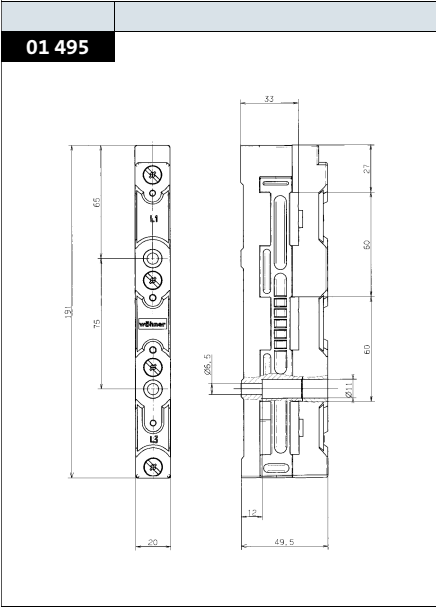
--	--

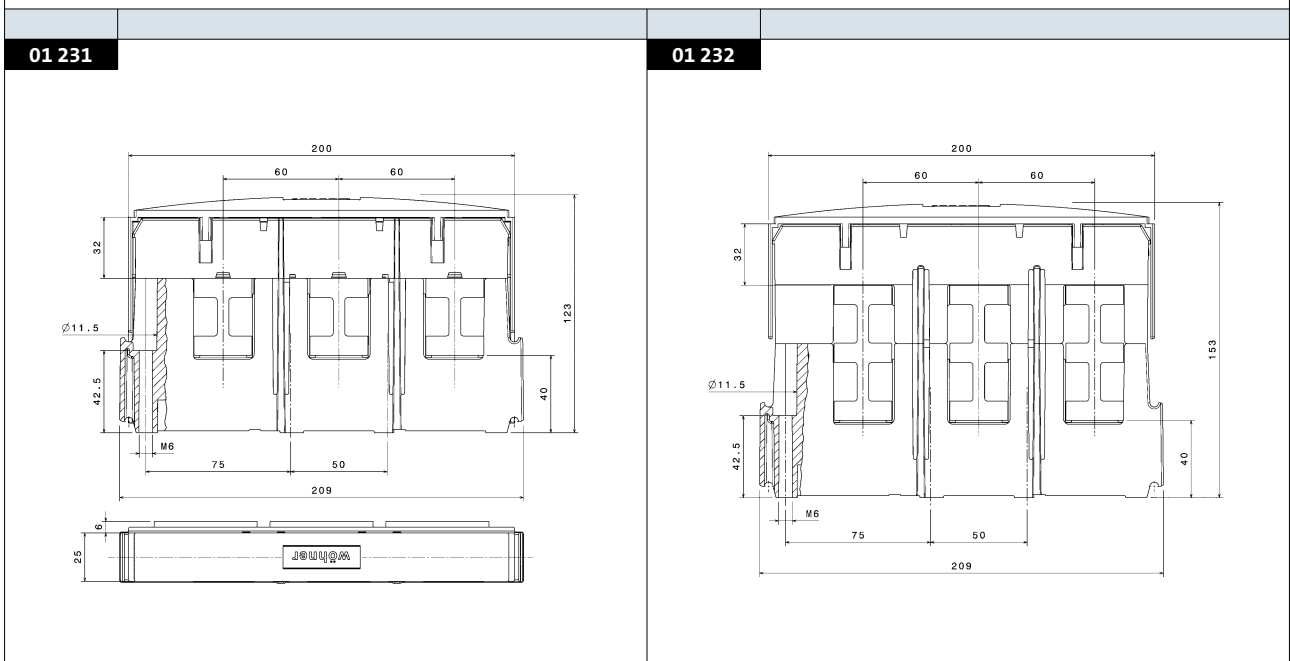
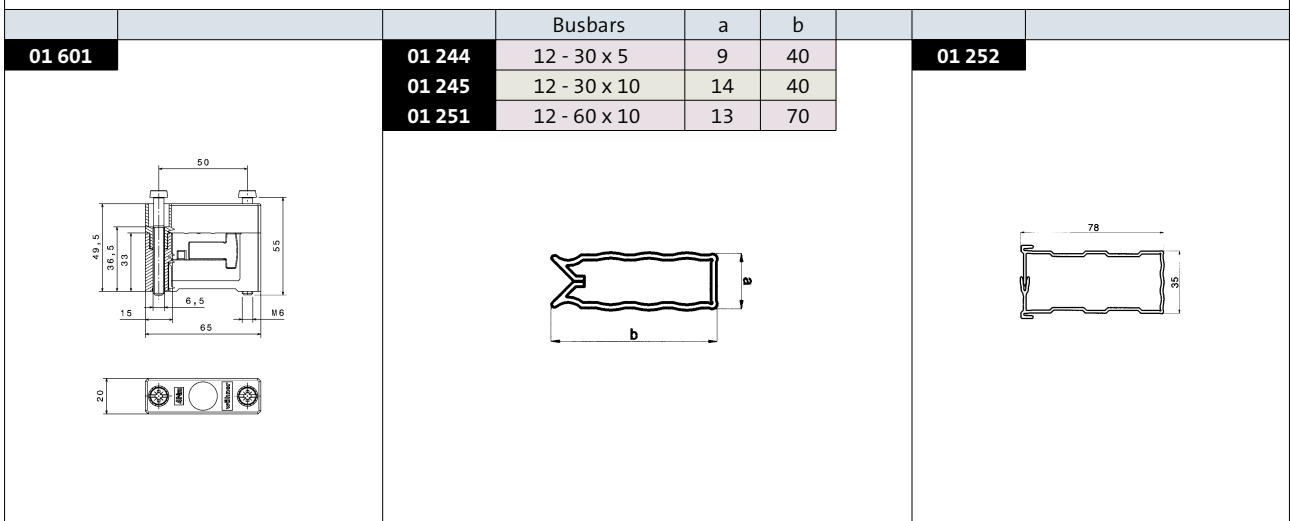
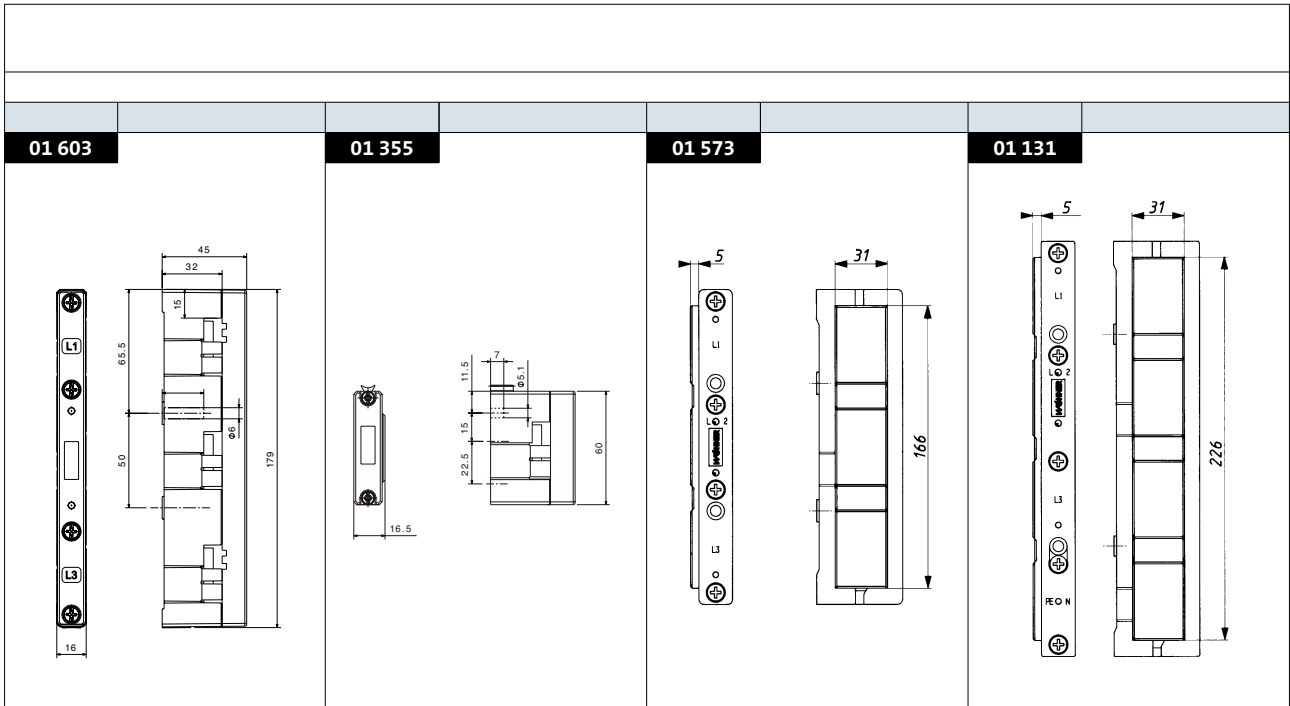
32 631	
---------------	--

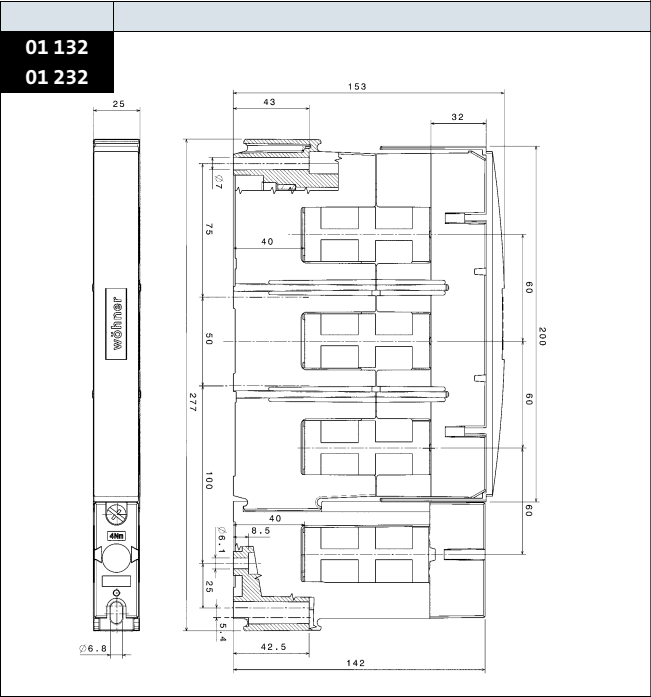
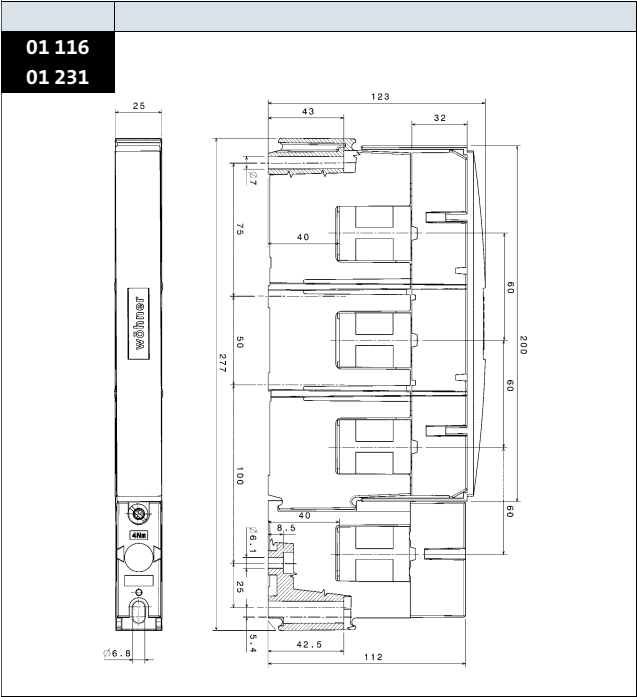
32 633	
---------------	--

32 632 32 634	
--------------------------	--

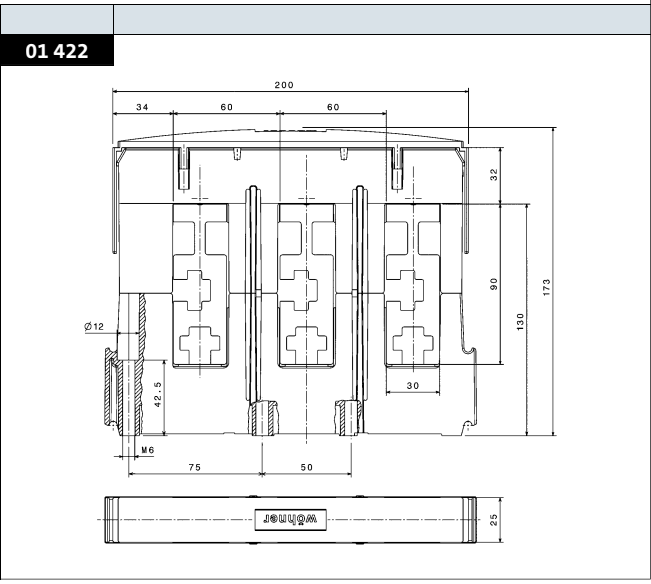
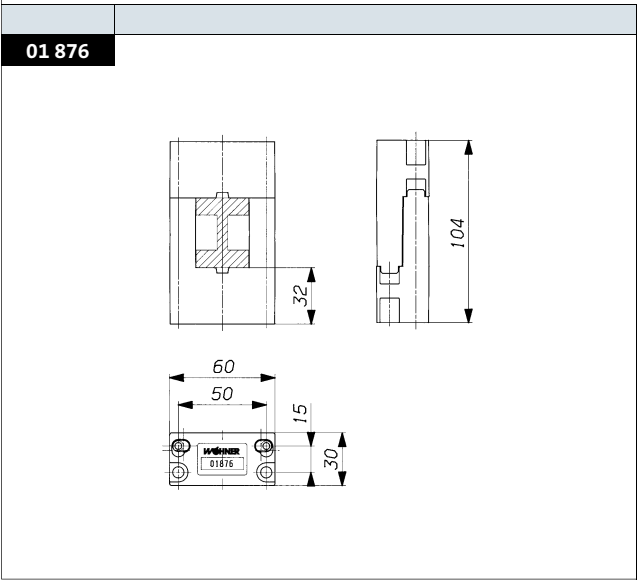
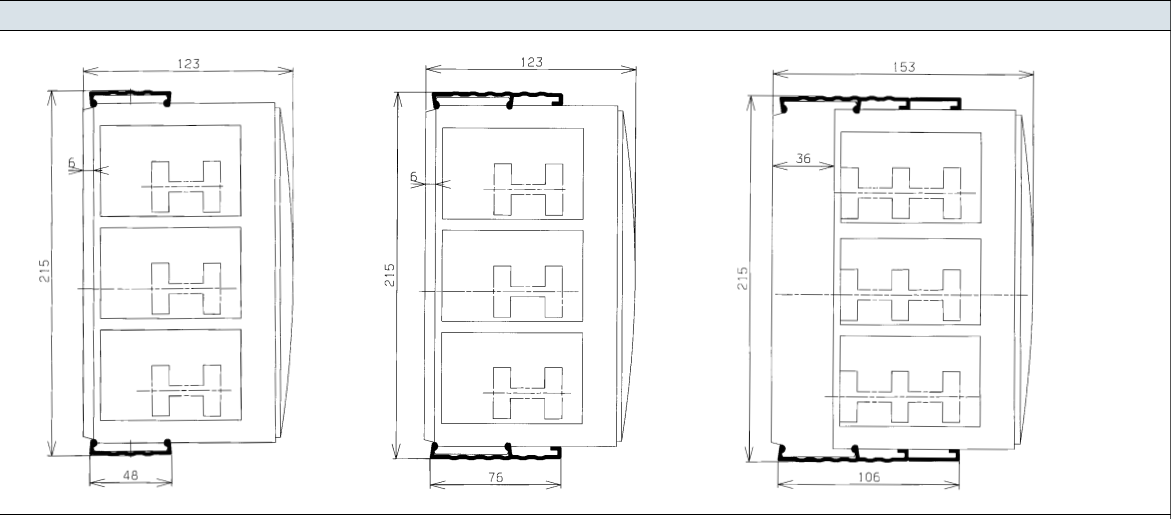








01 236
01 237
01 238



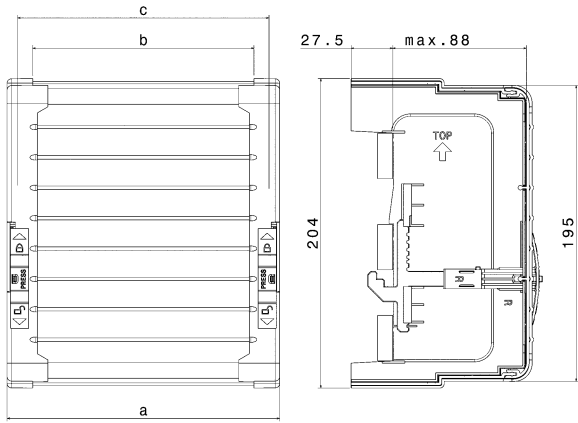
01 231
01 232
01 515

01 025
01 026

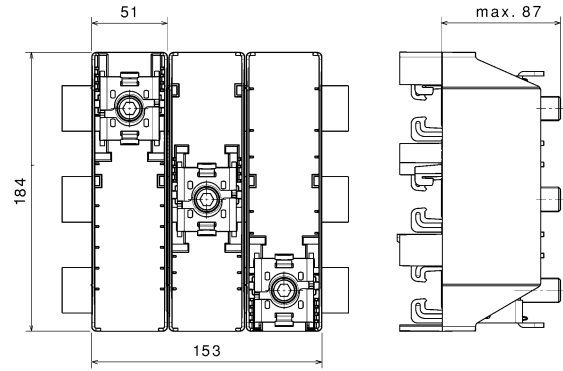
	a
01 756	135
01 757	270

	a	b	c	d
01 413	84	55	35	189
01 590	54	55	35	189

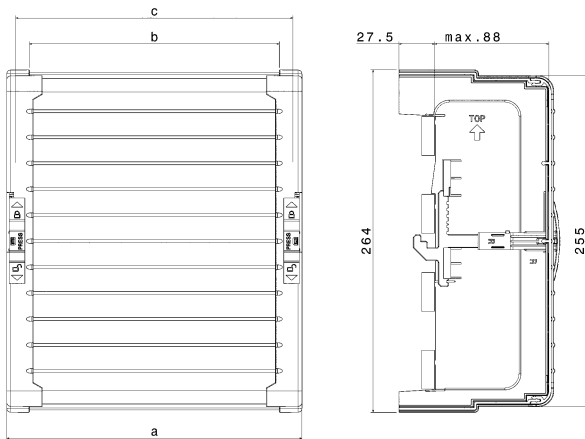
	a	b	c
01 539	180	146	166
01 540	250	216	236
01 596	228	194	214



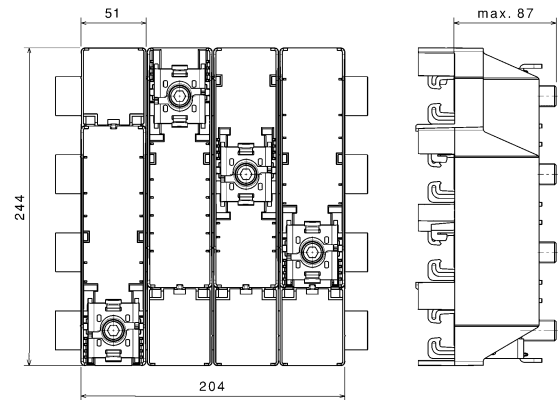
01 537
01 538



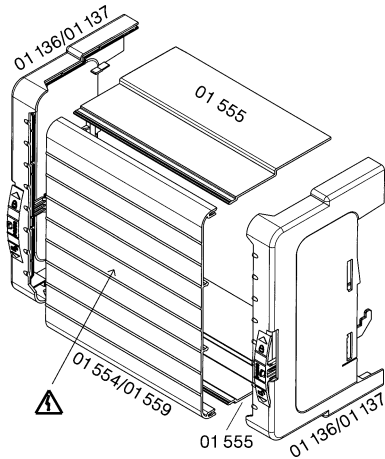
	a	b	c
01 597	228	194	214



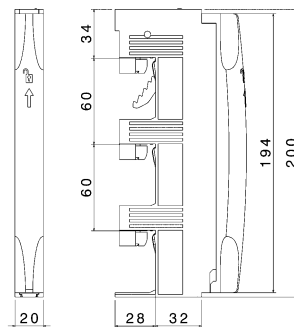
01 147
01 162

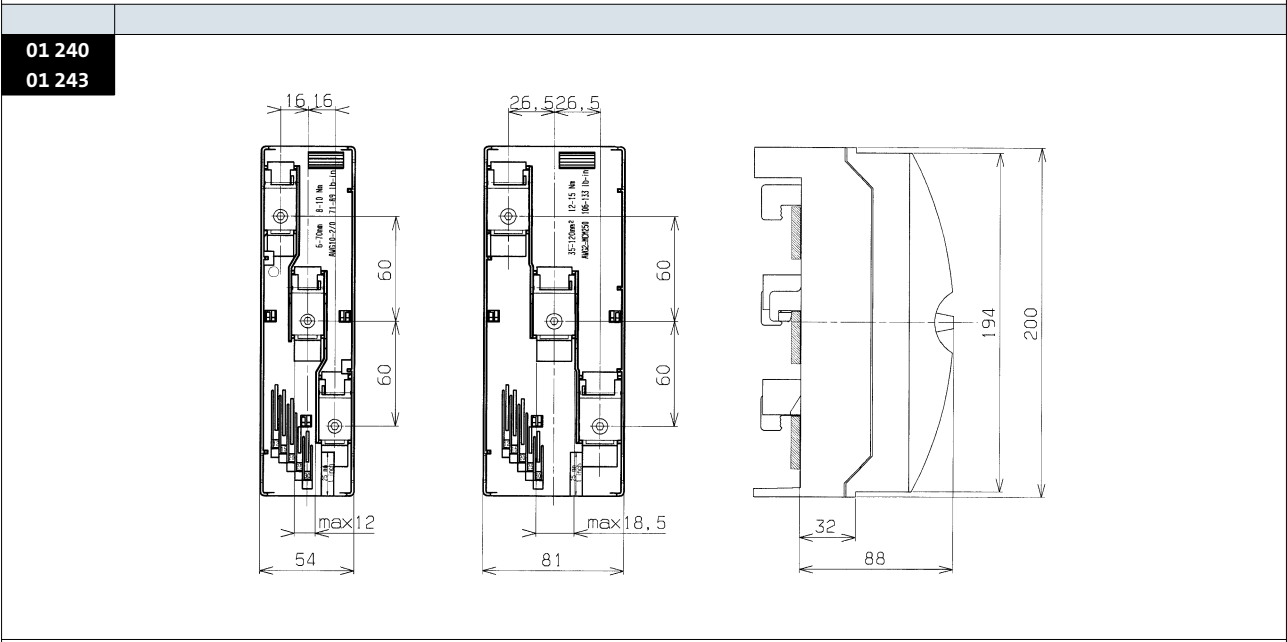


System cover, 3-pole, 4-pole

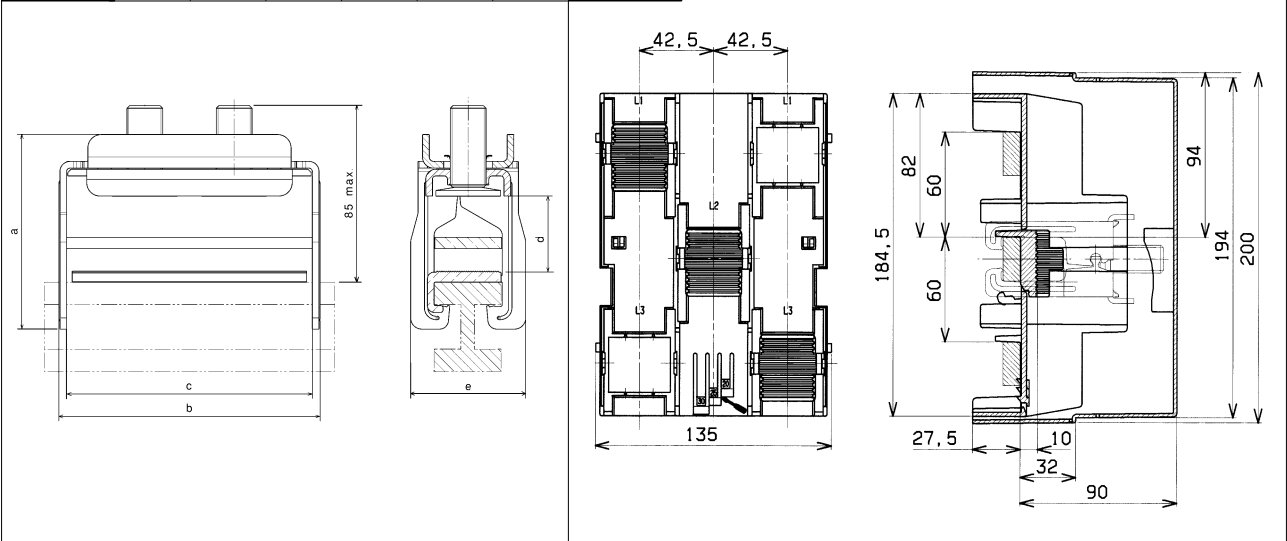


01 563





	a	b	c	d	d	e	
				min.	max.		
01 069	90	72	55	10	28	56	01 199
01 070	90	85	68	10	28	56	01 753
01 071	90	122	105	10	28	56	01 754



	a	b	c	d	d	
				min.	max.	
01 008	154	94	64	23	45	
01 185	118	72	41	20	42	
01 186	154	132	101	23	45	
01 513	154	72	41	23	45	
01 906	103	82	51	5	28	
01 907	103	94	64	5	28	
01 911	118	94	64	20	42	
01 934	118	112	81	20	42	
01 935	118	132	101	20	42	
01 936	118	82	51	20	42	

	a	b	c	d	e		
01 068	17	23.5	36	55	5		01 429
01 203	17	23.5	36	55	10		
01 284	7.5	11.5	22.5	25	5		
01 285	10.5	15.5	29	36	5		
01 287	14.5	20.5	32	42	5		
01 289	7.5	11.5	22.5	25	10		
01 290	10.5	15.5	29	35	10		
01 292	14.5	20.5	32	42	10		

	a	b	c	d	e	f	g	max. h	l	
01 047	42	38	37	47	23.5	15	27.5	55	10	
01 512	24	17.5	19.5	24.5	11.5	9	23	30	10	
01 514	32	29.5	29	36	20.5	12	24	42	10	
01 747	24	17.5	19.5	24.5	11.5	9	23	30	5	
01 748	32	29.5	29	36	20.5	12	24	42	5	
01 749	42	38	37	47	23.5	15	27.5	55	5	

01 319	01 318	01 759

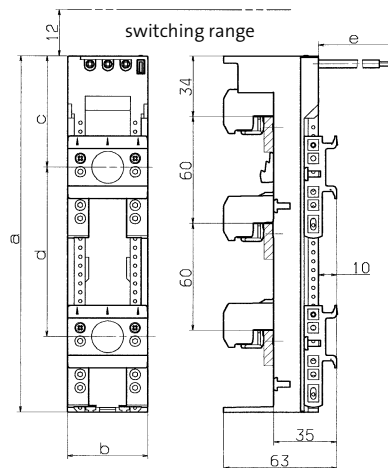
	a	b	h	c	d		a + b	A	c		
01 206	20	40	20	40	60		01 201	10 - 26	120 - 240	21	
01 586	30	30	20	50	50		01 202	10 - 26	150 - 300	25	
01 587	30	35	20	50	55						
01 996	20	25	20	40	45						
01 997	20	30	20	40	50						

01 141	a	b		01 166	a	b		01 827	
01 823	95	36		01 193	55	43			
01 886	40	—			150	138			
	150	85							
01 145	a	b	30 473	01 905					
01 829	95	40							
	150	90							
01 274	01 275	30 322							
		01 295							

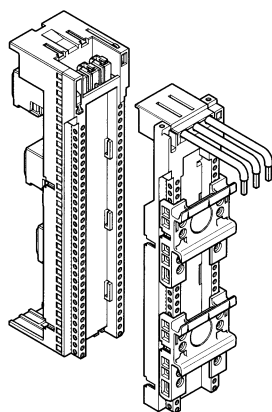
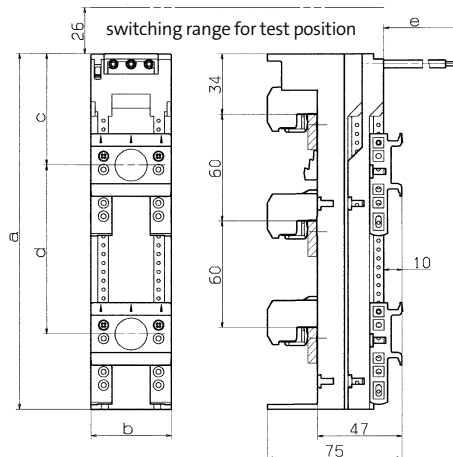




	a	b	c	d	e
32 429	200	45	63	95	125
32 430	200	45	63	—	93
32 431	200	45	63	95	93
32 432	200	90	63	95	93
32 433	260	45	63	95	93
32 436	200	45	63	95	Kl. 6 mm ²
32 439	260	45	63	95	Kl. 6 mm ²
32 441	200	54	63	—	93
32 442	200	54	63	95	93
32 443	200	63	63	—	93
32 444	200	72	63	—	93
32 446	200	81	63	95	93
32 449	260	54	63	95	93
32 454	200	54	63	—	115
32 455	200	54	63	95	115
32 456	200	63	103	—	115
32 457	200	72	103	—	115
32 459	200	81	63	95	115
32 461	260	54	63	95	115
32 466	200	54	63	—	Kl. 16 mm ²
32 467	200	54	63	95	Kl. 16 mm ²
32 469	200	72	63	—	Kl. 16 mm ²
32 472	260	54	63	95	Kl. 16 mm ²
32 477	200	45	63	95	—
32 478	200	54	63	95	—
32 484	260	45	63	95	—
32 485	260	54	63	95	—



	a	b	c	d	e
32 400	200	45	63	95	93
32 401	200	45	63	95	125
32 402	260	45	63	95	93
32 404	200	54	63	95	93
32 408	260	54	63	95	93
32 412	200	54	63	95	115
32 416	260	54	63	95	115
32 420	200	45	63	95	—
32 421	200	54	63	95	—
32 425	260	45	63	95	—
32 426	260	54	63	95	—
32 662	200	54	63	150	80
32 663	260	54	63	150	80
32 664	260	117	63	150	80



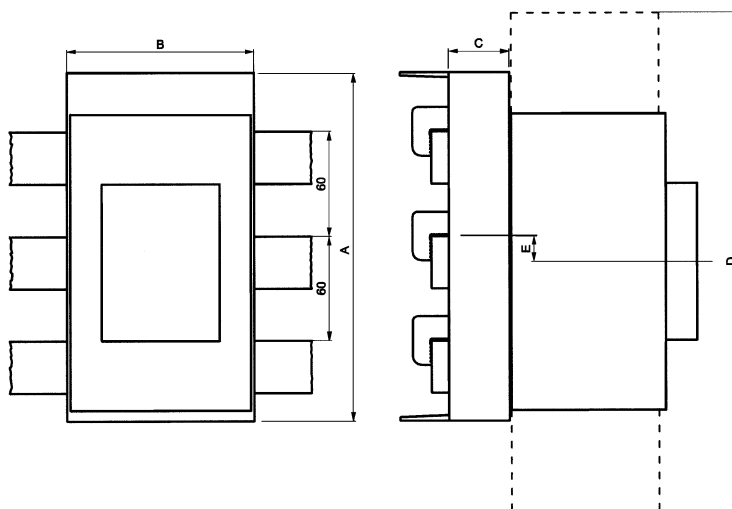
<p>32 214</p>	<p>32 215</p>
<p>32 168</p>	<p>32 216</p>
<p>32 982</p>	




	Switchgear	A	B	C	D	E _o *	E _u **
32 137	AB 140U-J	190	106	35	–	18	10
32 138	AB 140U-L	270	140	35	–	11	12
32 140	Eaton NZM2-XKR4	190	106	35	–	22	2
32 156	SE NSX250, GE FD 250	190	106	35	–	12	12
32 157	SE NSX630	270	140	35	–	12	12
32 549	AB 140-CMN	200	90	50	–	11	–
32 570	Eaton NZM1	200	90	38	–	17	–
32 575	ABB T-max1, T-max2, GE FD 160, SE NS 80	200	90	26	–	10 - 20	–
32 578	Siemens 3VL2, 3VL3, 4 pole	240	140	35	–	16	–
32 579	Siemens 3VL4, 4 pole	300	185	35	–	15	–
32 580	Eaton NZM2-XKR4, 4 pole	240	140	35	–	2	–
32 581	Eaton NZM3-XKR13O, 4 pole	300	185	35	–	15	–
32 582	SE NSX250, 4 pole	270	140	35	–	- 8	–
32 583	SE NSX630, 4 pole	300	185	35	–	15	–
32 584	ABB T-max4, 4 pole	240	140	35	–	7	–
32 585	ABB T-max5, 4 pole	300	185	35	325	15	–
32 593	ABB Tmax T5	300	140	35	–	- 20	50
32 601	ABB Tmax T4	240	105	35	–	- 6	11
32 641	Siemens 3VT630	300	140	35	–	12	18
32 651	Siemens 3VT250	240	105	35	–	20	6
32 975	Siemens 3VL4	295	140	55	–	6	19
32 976	Siemens 3VL1 UL	190	106	53	–	8	15
32 977	Siemens 3VL2, 3VL3 UL	190	106	53	–	16	7
32 978	Eaton NZM3-XKR13O	300	140	35	–	15	15
32 980	Siemens 3VL5	325	184	55	–	- 7	–
32 981	Siemens S3	200	72	27	–	20	–
32 661	Siemens 3VA1	160	76	35	–	12	–
32 660	Siemens 3VA1	200	76	35	–	12	–
32 018	ABB Tmax XT1, XT2	200	106	35	–	9	–
32 020	ABB Tmax XT1, XT2	200	106	35	–	–	7
32 023	ABB Tmax XT4	190	106	35	–	12	12
32 017	Siemens 3VA2	240	105	35	–	12	0

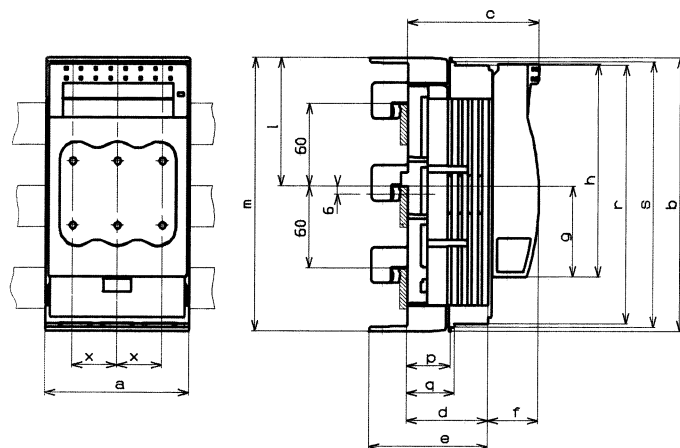
* E_o Switch centre displacement in case of upper connection

** E_u Switch centre displacement in case of lower connection

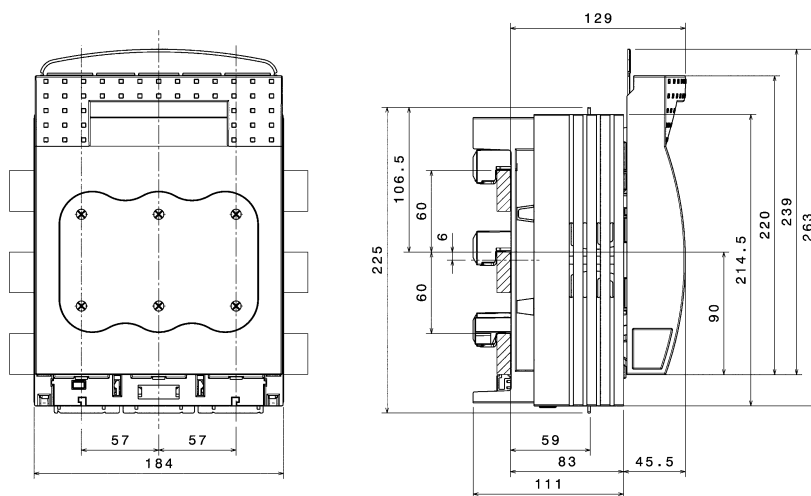




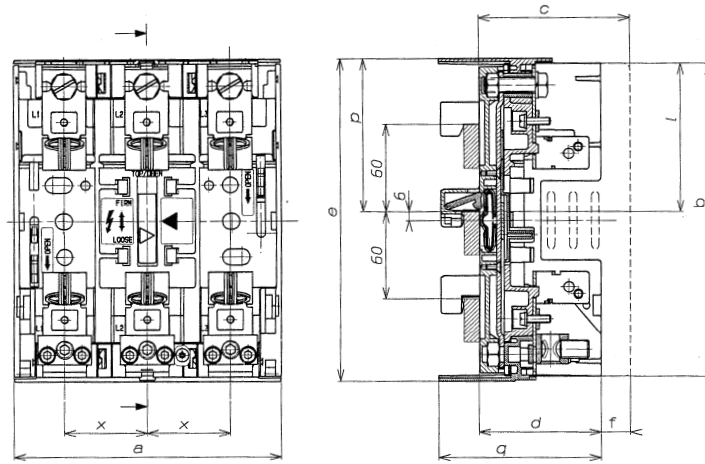
	a	b	c	d	e	g	h	l	m	p	q	r	s	x	
33 402	100A	106	200	104.5	67.5	95	66	155	94	200	32	35	189	194	33
33 421															
33 422															



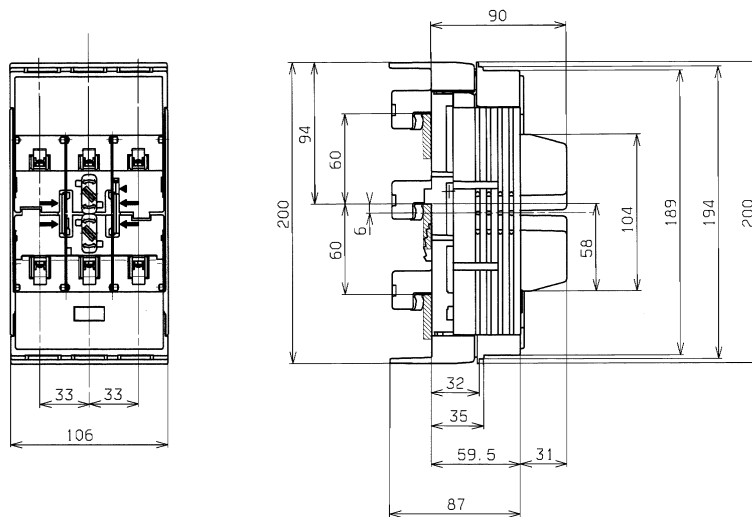
33 403



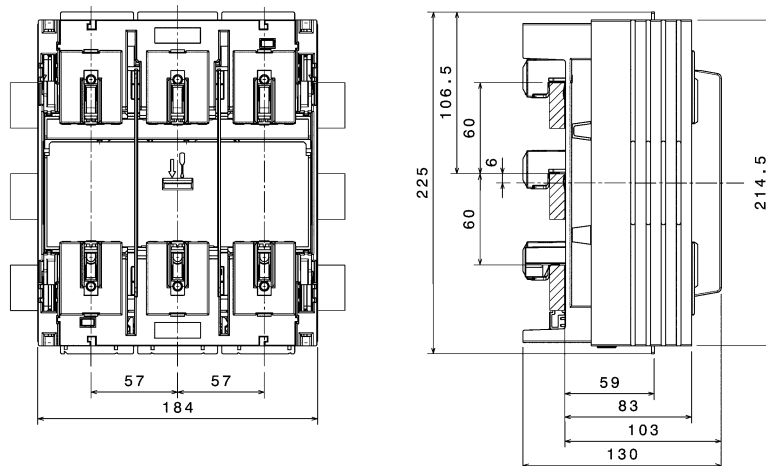
	a	b	c	d	e	f	l	p	q	x
33 311	256	267	132.5	112.5	285	20	121.5	136.5	139	81



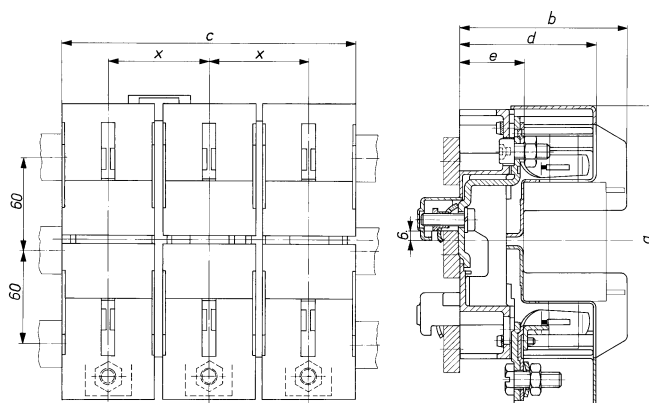
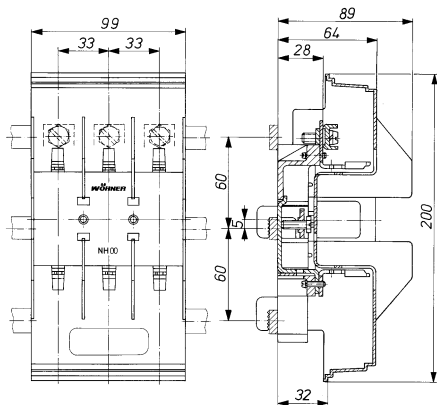
03 199
03 299



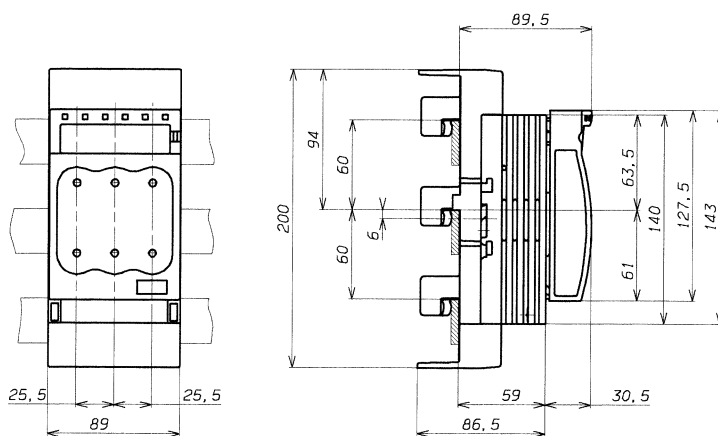
03 300
03 301



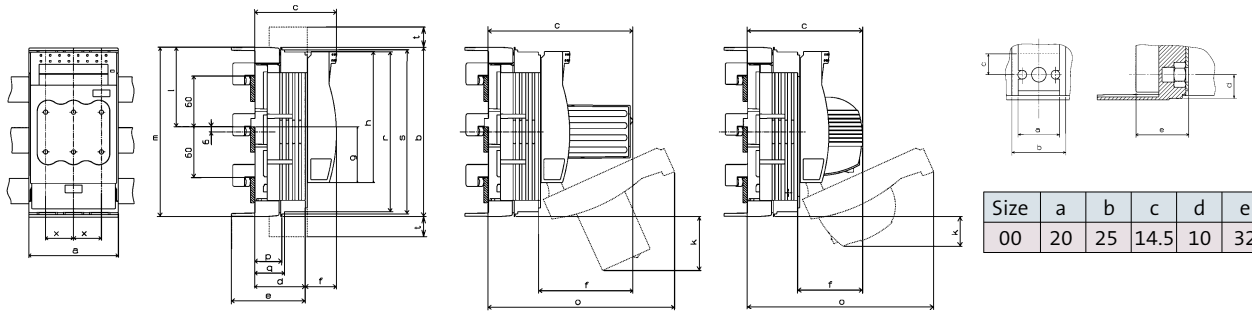
03 654 03 656	03 693	a	b	c	d	e	x
		206	121	195	104	40	65



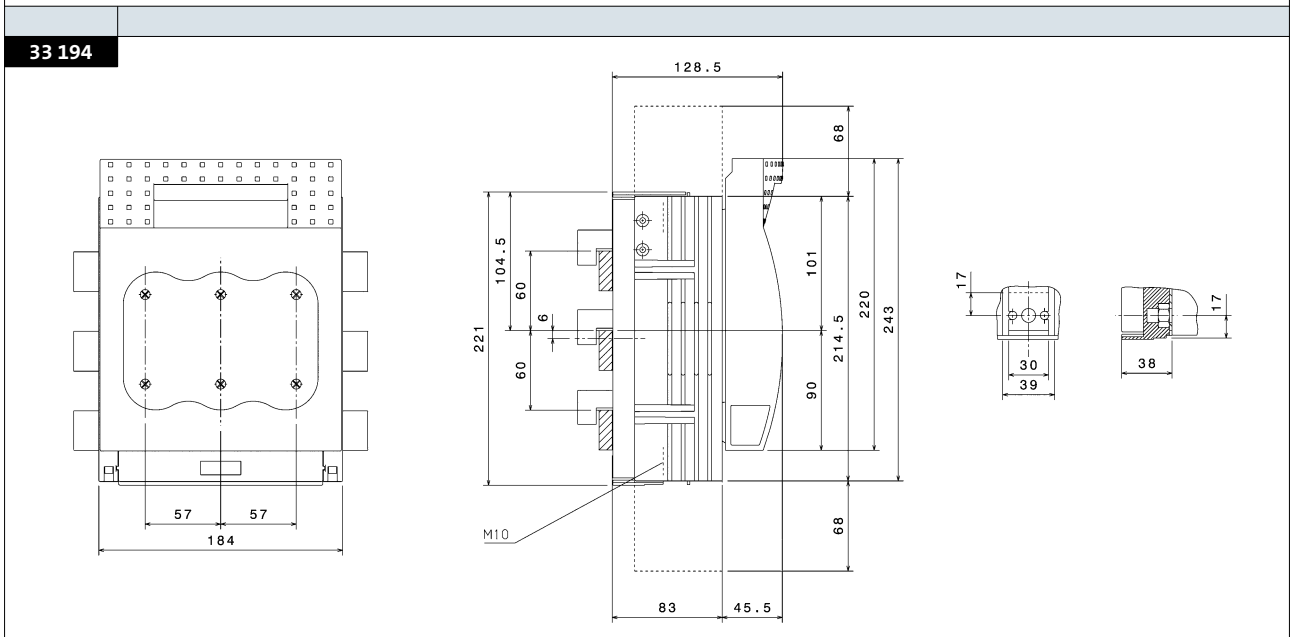
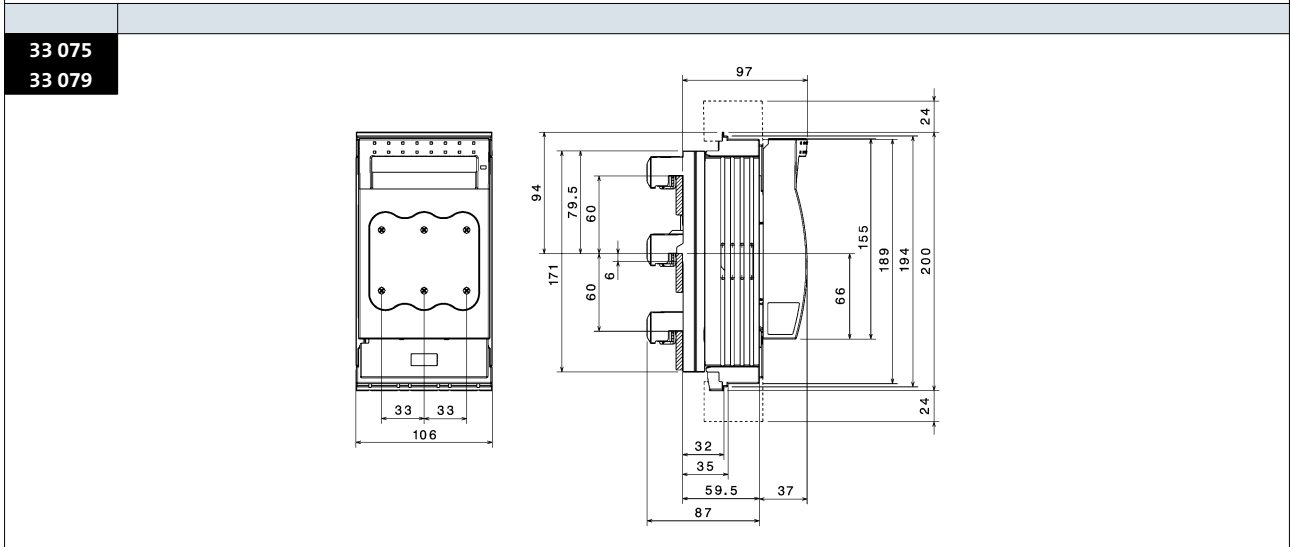
33 216



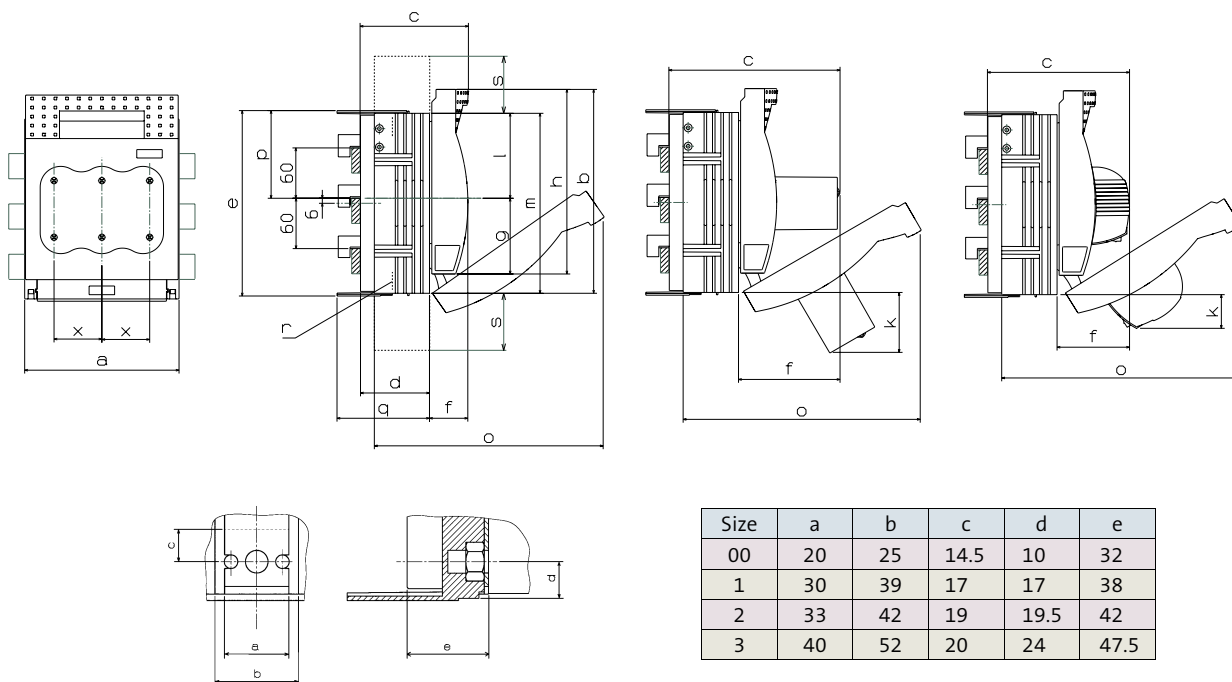
	Size	a	b	c	d	e	f	g	h	k	l	m	o	p	q	r	s	t	x
33 198	00	106	200	97	59.5	87	37	66	155	—	94	200	220.5	32	35	189	194	24	33
33 206	00	106	200	171.5	59.5	87	112	66	155	64	94	200	220.5	32	35	189	194	24	33
33 324	00	106	200	136.5	59.5	87	77	66	155	36	94	200	220.5	32	35	189	194	24	33
33 394	00	106	200	136.5	59.5	87	77	66	155	36	94	200	220.5	32	35	189	194	24	33
33 398	00	106	200	97	59.5	87	37	66	155	—	94	200	220.5	32	35	189	194	24	33
33 420	00	106	200	171.5	59.5	87	112	66	155	64	94	200	220.5	32	35	189	194	24	33



Size	a	b	c	d	e
00	20	25	14.5	10	32

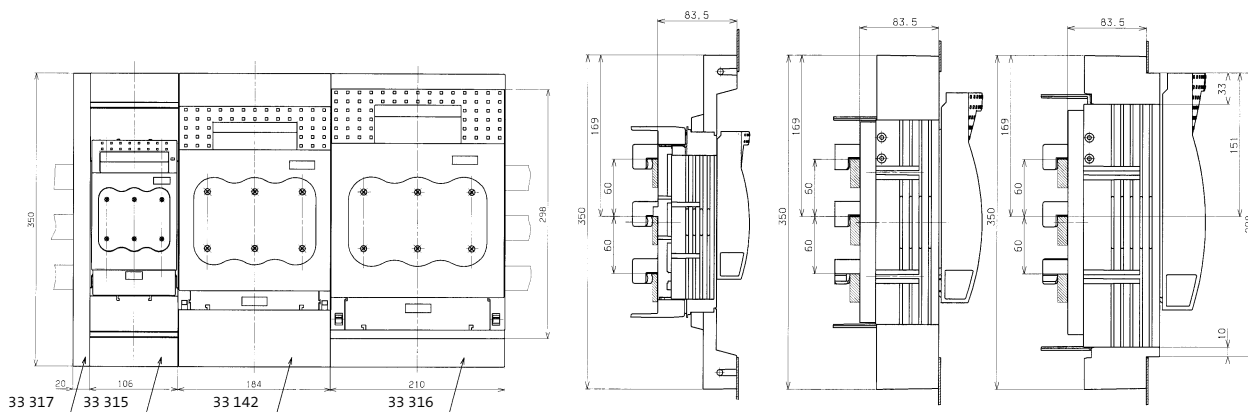


	Size	a	b	c	d	e	f	g	h	l	m	p	q	r	s	x
33 160	1	184	243	203.5	83	221	120.5	90	220	101	214.5	104.5	110.5	M10	68	57
33 161	2	210	288	220	97	268	123	98	249	118	255	128	124.5	M10	52	65
33 162	3	256	300	234.5	111.5	285	123	104.5	259	121.5	267	136.5	139	M12	48	81
33 325	1	184	243	171	83	221	80	90	220	101	214.5	104.5	110.5	M10	68	57
33 326	2	210	288	187.5	97	268	90.5	98	249	118	255	128	124.5	M10	52	65
33 327	3	256	300	202	111.5	285	90.5	104.5	259	121.5	267	136.5	139	M12	48	81
33 600	1	184	243	128.5	83	221	45.5	90	220	101	214.5	104.5	110.5		68	57
33 601	1	184	243	128.5	83	221	45.5	90	220	101	214.5	104.5	110.5	M10	68	57
33 602	2	210	288	145	97	268	48	98	249	118	255	128	124.5	M10	52	65
33 603	3	256	300	159.5	111.5	285	48	104.5	259	121.5	267	136.5	139	M12	48	81

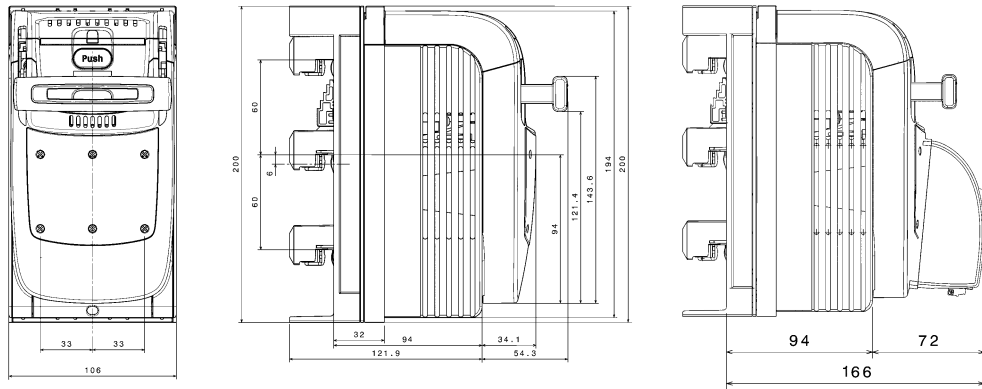


Size	a	b	c	d	e
00	20	25	14.5	10	32
1	30	39	17	17	38
2	33	42	19	19.5	42
3	40	52	20	24	47.5

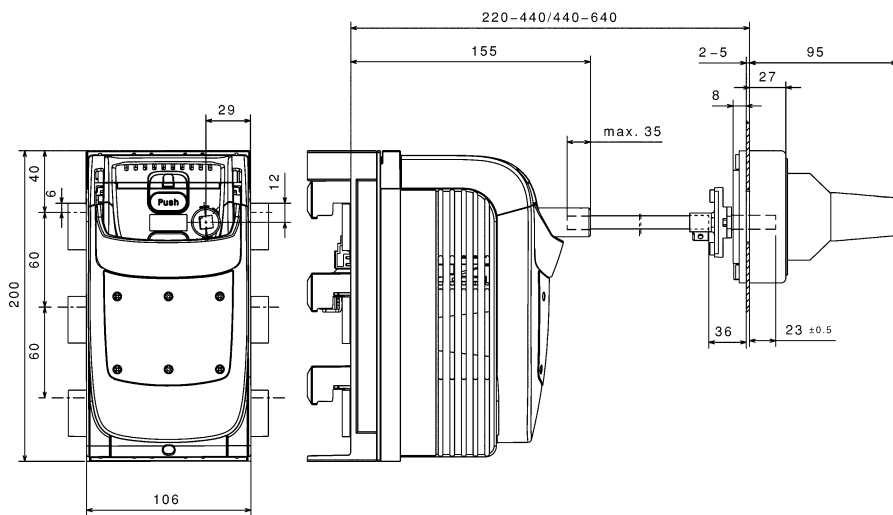
33 142	Size 00
33 315	Size 00
33 316	Size 1
33 317	Size 2



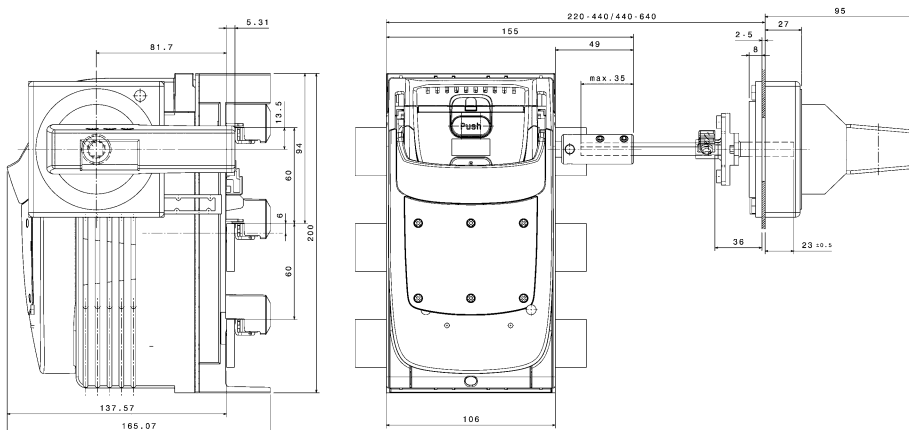
33 500
33 501
33 506
33 540
33 541



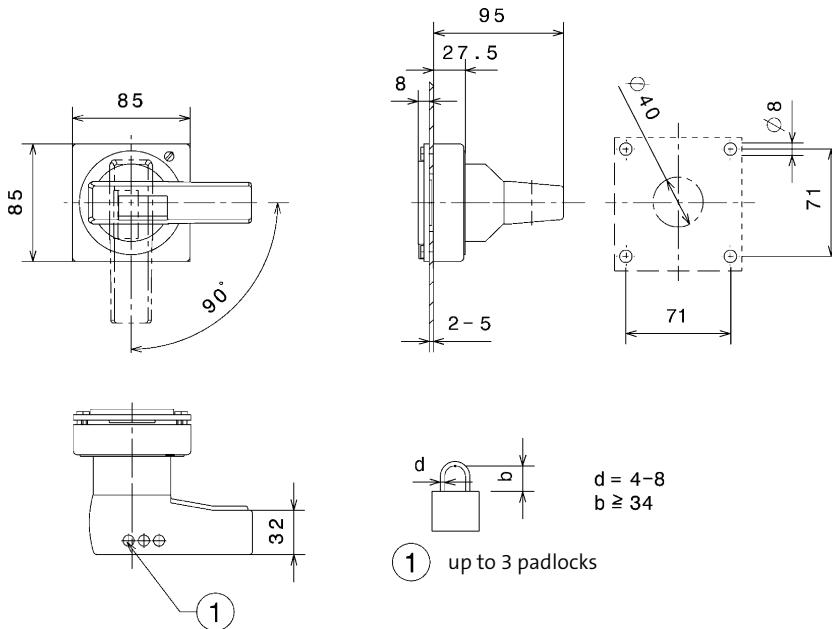
33 503
33 504
33 543
33 544
33 910
33 911



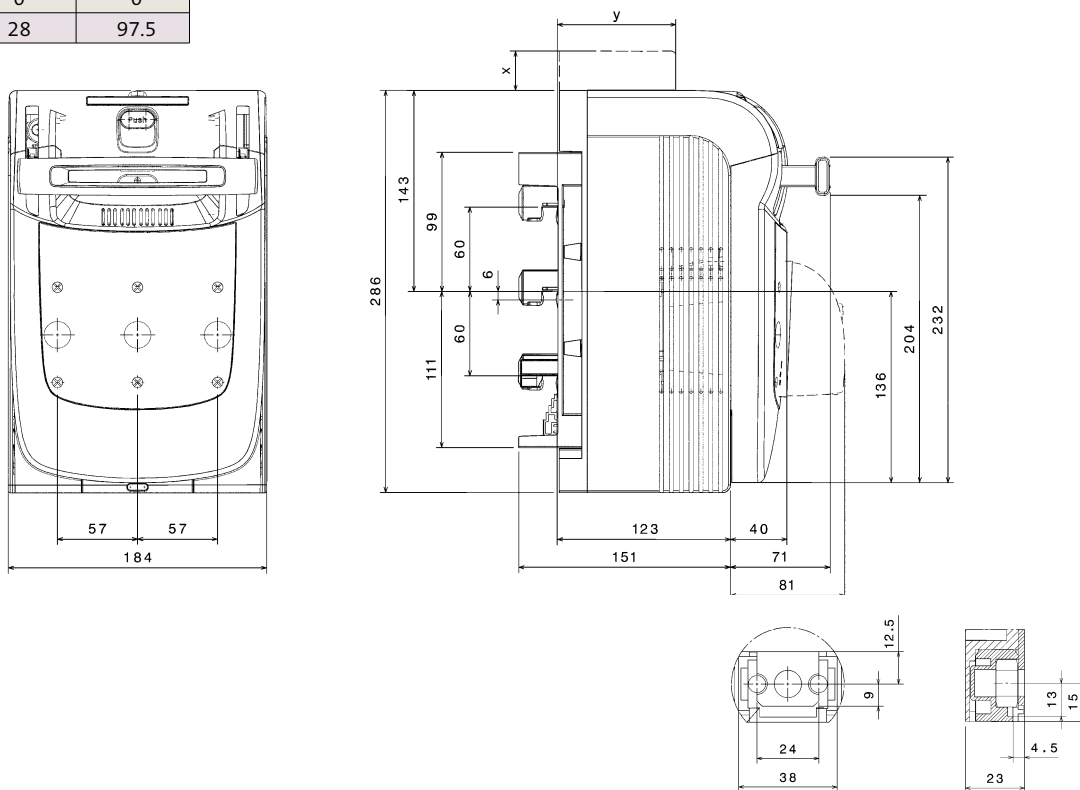
33 580



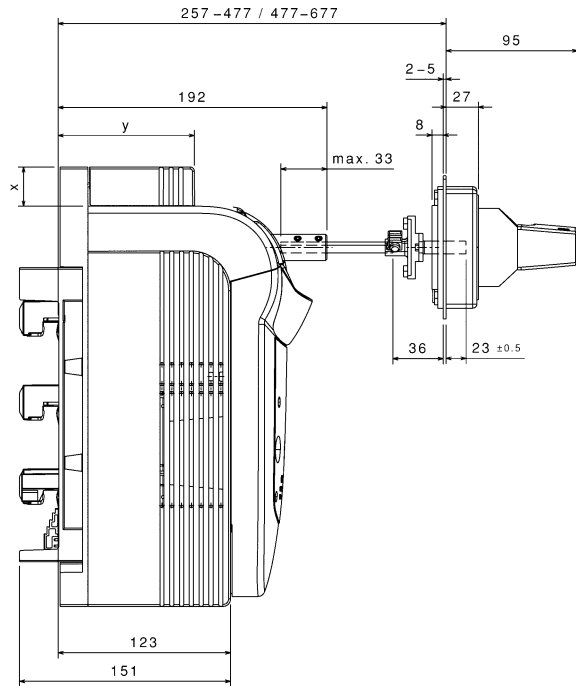
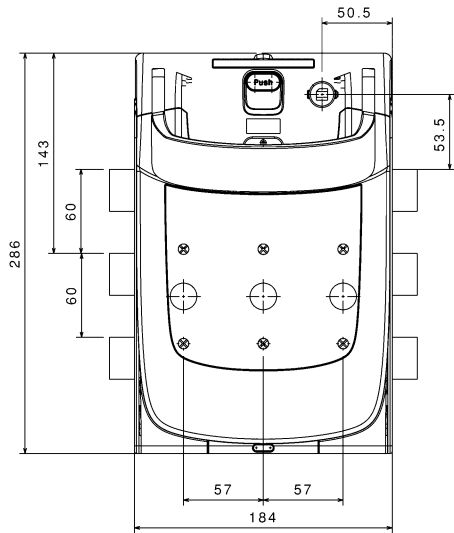
33 910
33 911



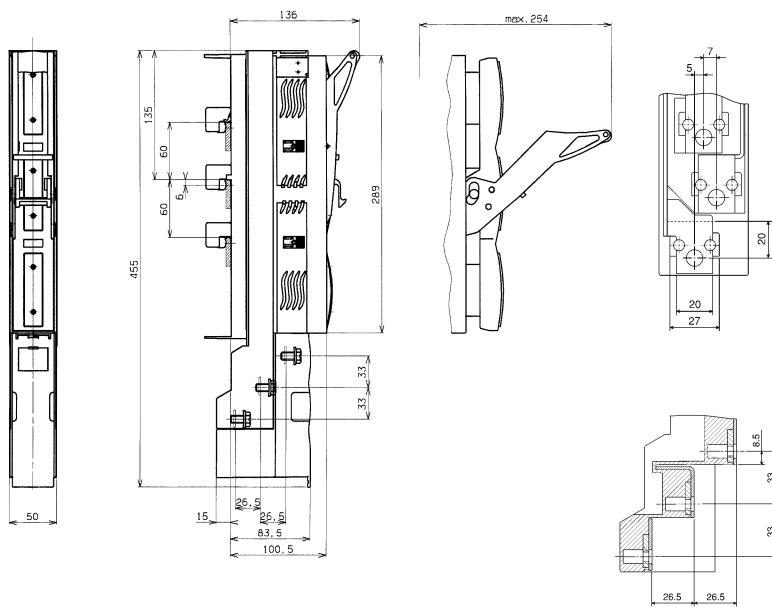
	x	y
33 510	0	0
33 511	28	97.5
33 516	0	0
33 550	0	0
33 551	28	97.5



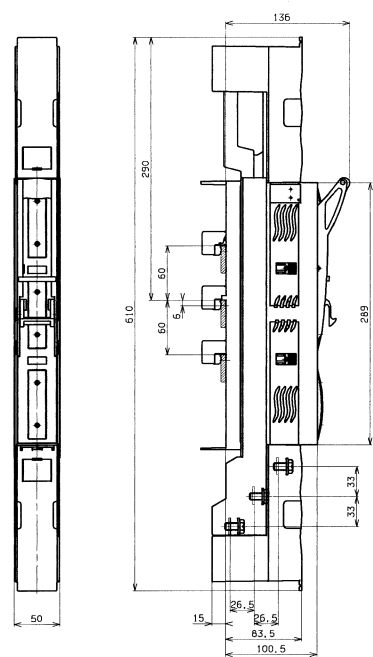
	x	y
33 513	0	0
33 514	28	97.5
33 553	0	0
33 554	28	97.5
33 910		
33 911		



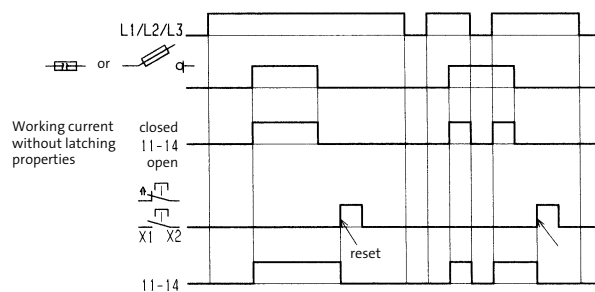
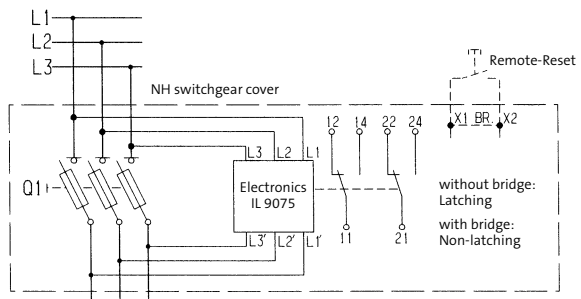
33 234



33 285



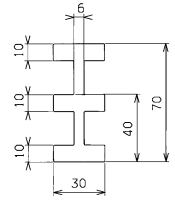
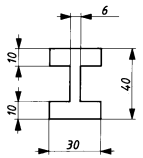
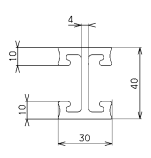
NH fuse switch disconnecter with electronic fuse monitoring



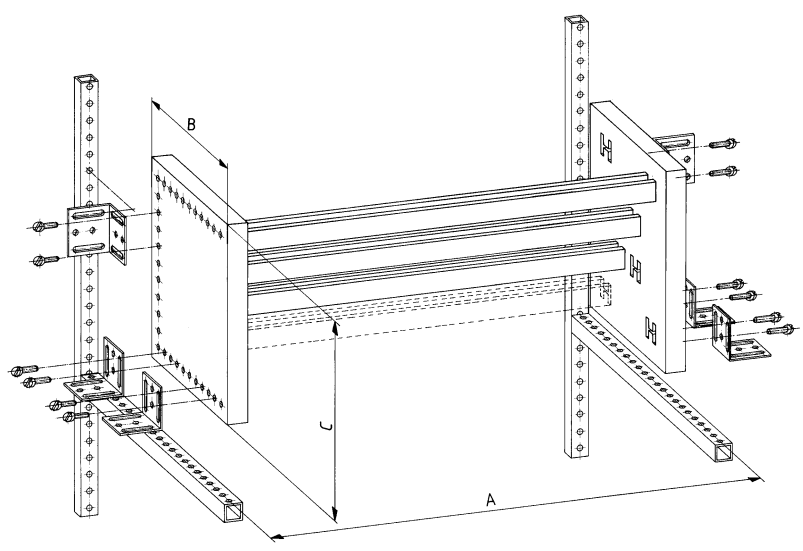
- 01 223
- 01 224
- 01 225
- 01 226
- 01 250
- 01 395
- 01 396
- 01 609

- 01 190
- 01 229
- 01 249
- 01 397
- 01 398
- 01 608
- 01 831
- 01 838

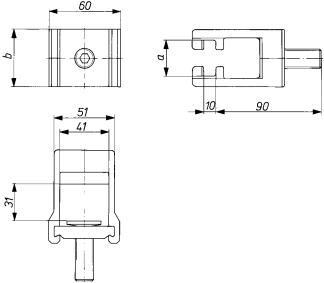
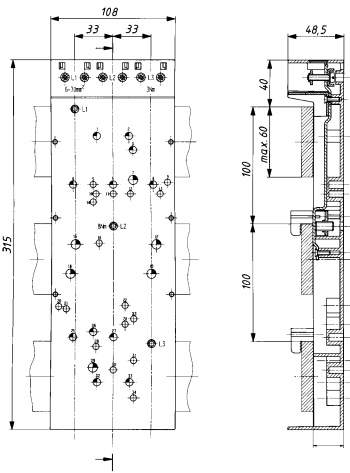
- 01 187
- 01 188
- 01 189
- 01 227
- 01 399
- 01 400



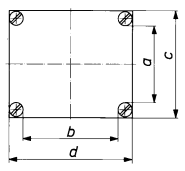
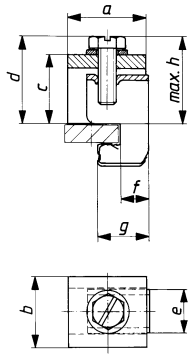
	a	b	c
35 004	688 - 763	300	300
35 005	488 - 563	300	300
35 006	688 - 763	300	300
35 007	488 - 563	300	300
35 015	488 - 563	300	300
35 016	688 - 763	300	300



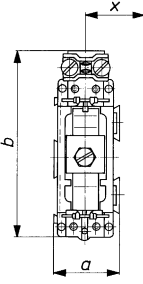
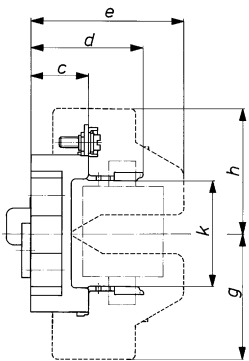
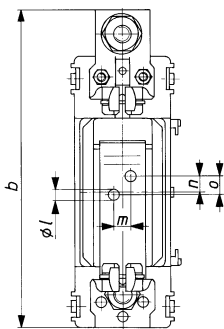
	a	b				
01 092	30	48			32 001	

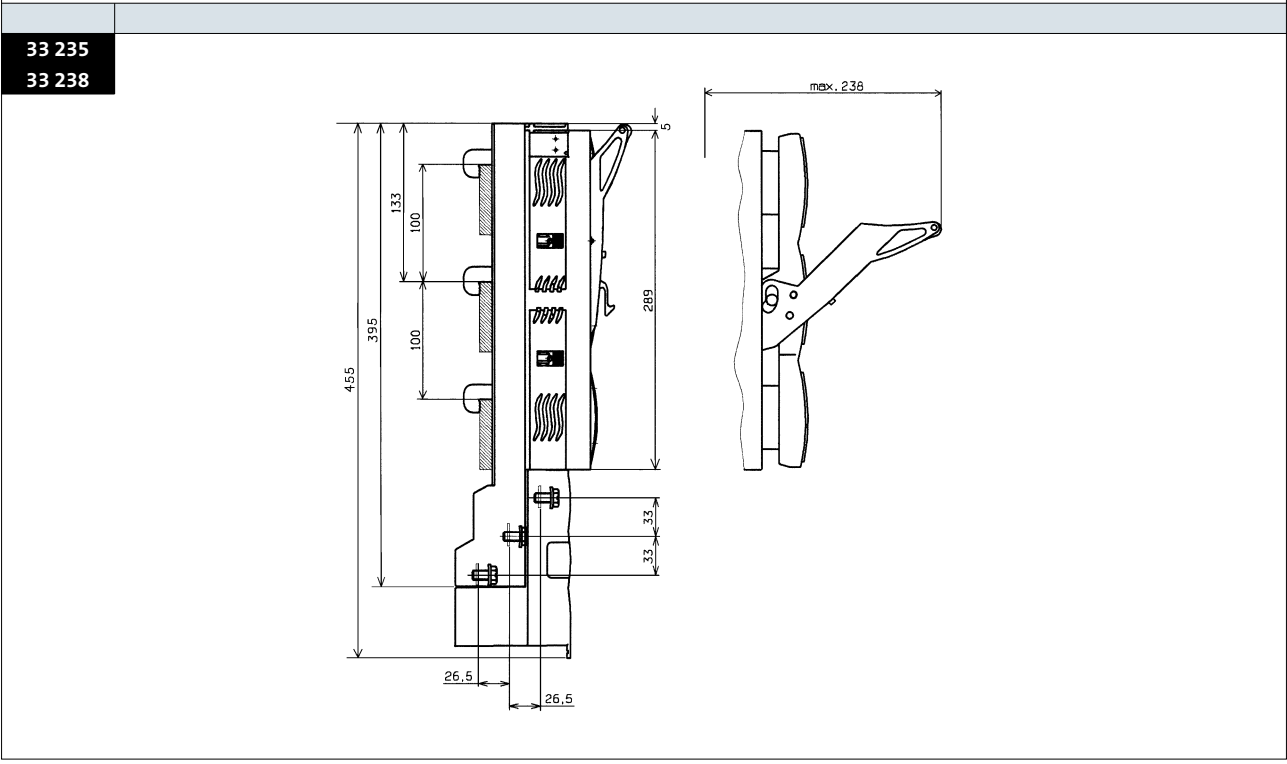
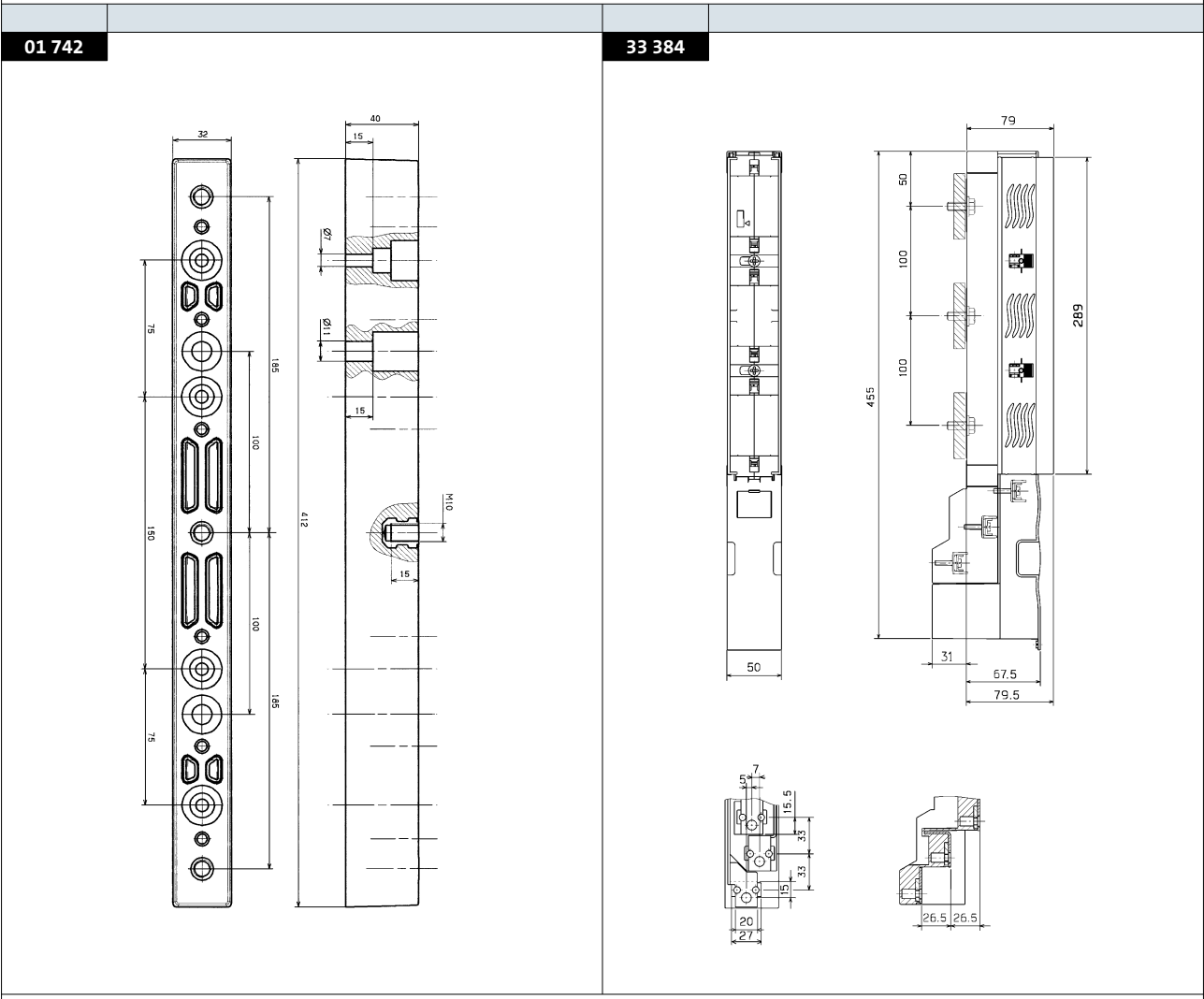



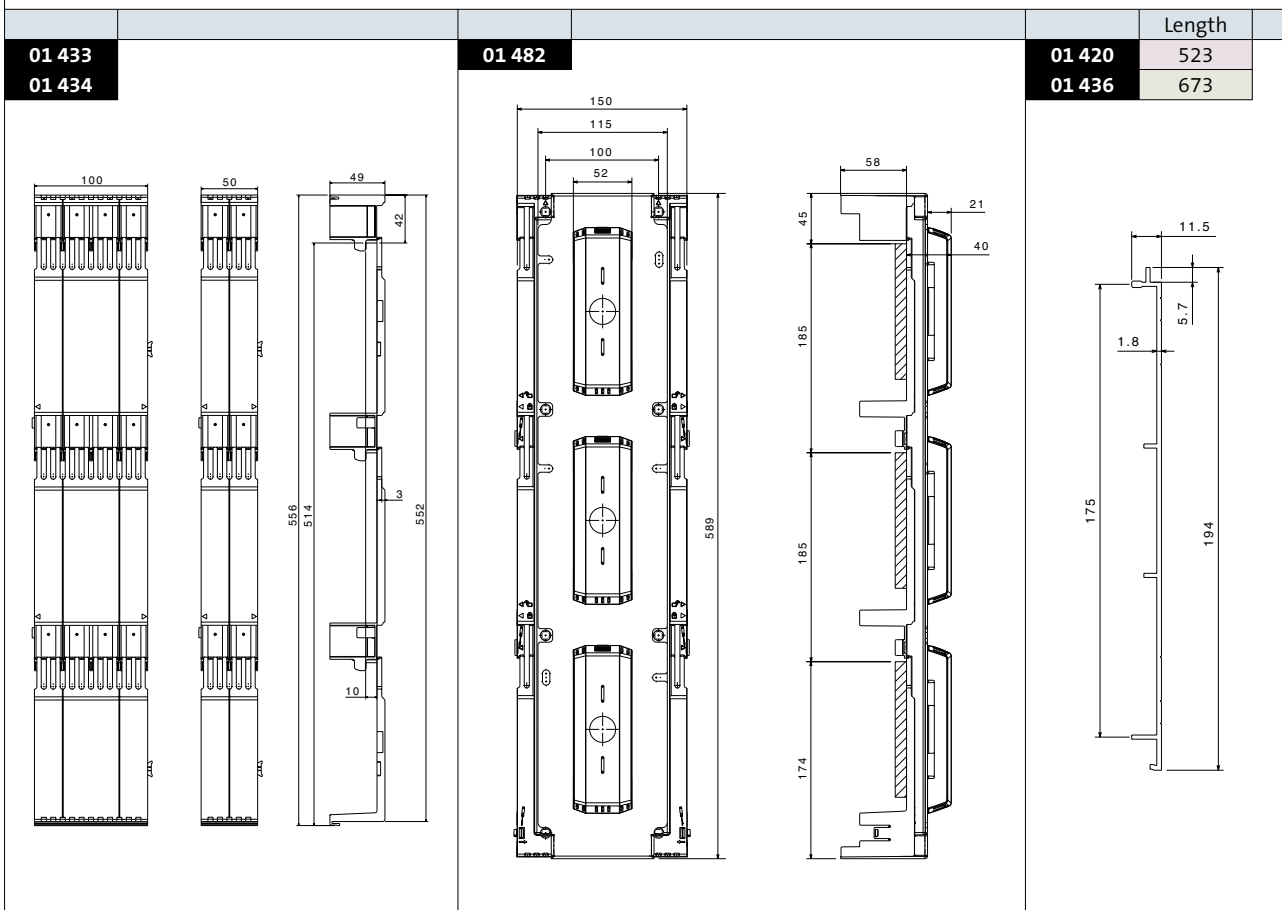
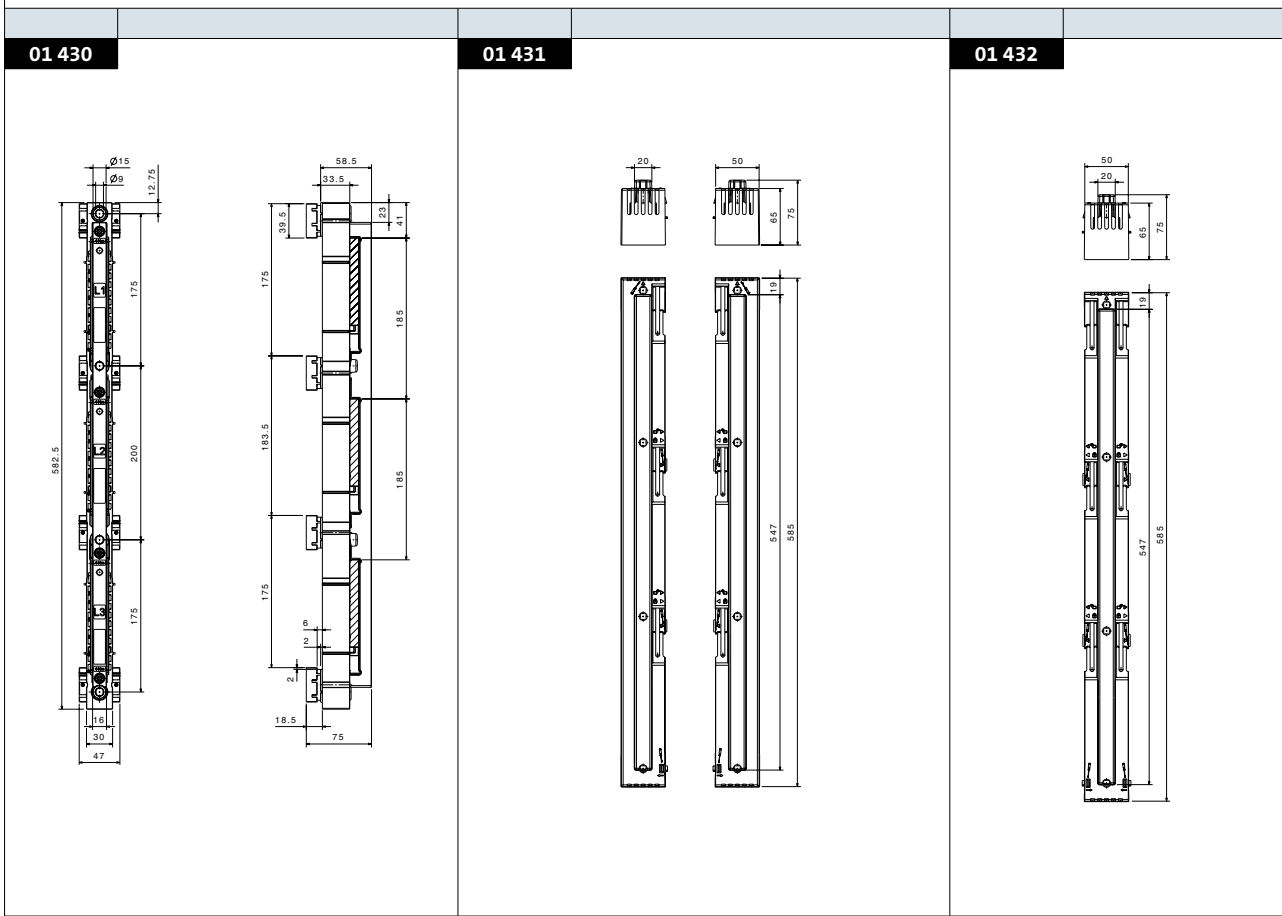
	a	b	c	d	h		a	b	c	d	e	f	g	max. h
01 206	20	40	40	60	20	01 047	42	38	37	47	23.5	15	27.5	55
01 207	32	50	50	70	20	01 512	24	17.5	19.5	24.5	11.5	9	23	30
01 218	40	63	60	82	20	01 514	32	29.5	29	36	20.5	12	24	42
01 222	40	80			30									
01 616	32	40	50	60	20									
01 617	50	63	70	82	20									

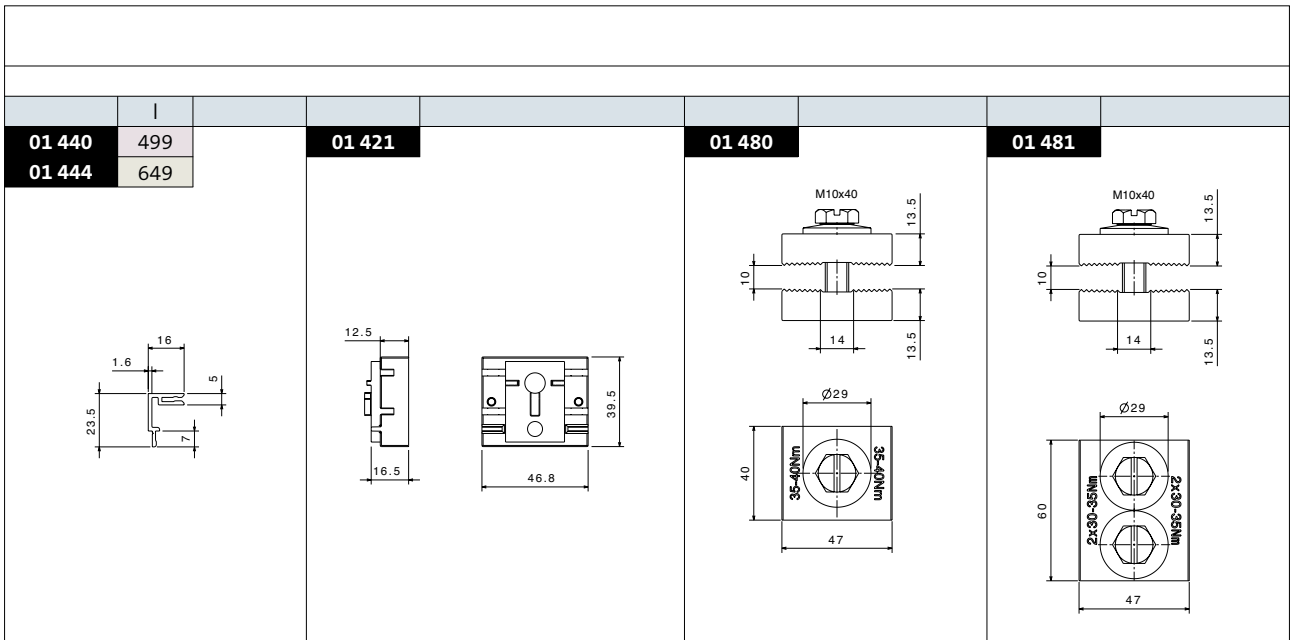



	a	b	c	d	e	g	h	k	Ø l	m	n	o	x
03 369	35	102	28	60	86	70	70	57					35
03 370	35	102	28	60	86	70	70	57					35
03 384	60	175	41	84	110	106	90	86					60
03 587	35	102	28	60	86	70	70	57	8.5				35
03 599	65	193	40	92	113	118	87	98					65
03 601	60	175	41	84	110	106	90	86	6.5	10	9	10	60
03 790	80	198	40	93	133	123	123	98	8.5	7	5	18	80
03 795	65	193	40	92	113	118	87	98	8.5	7	5	18	65

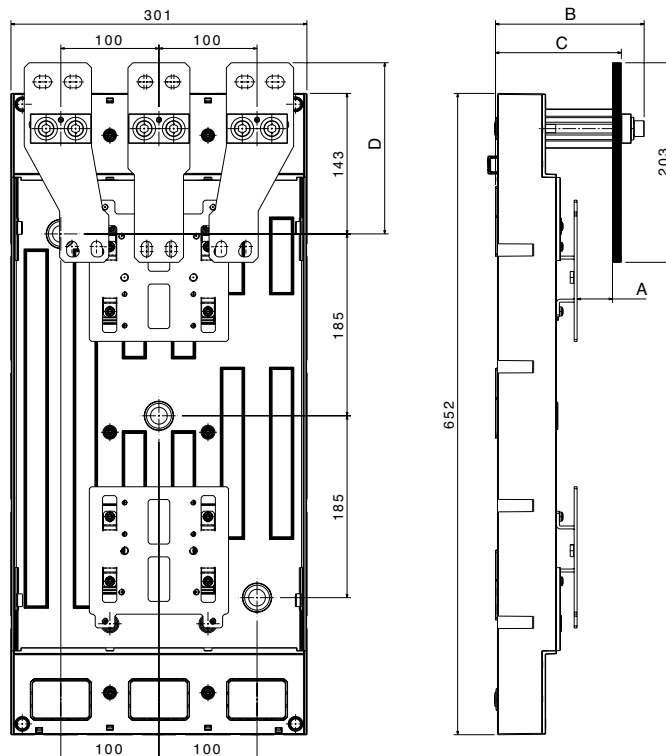






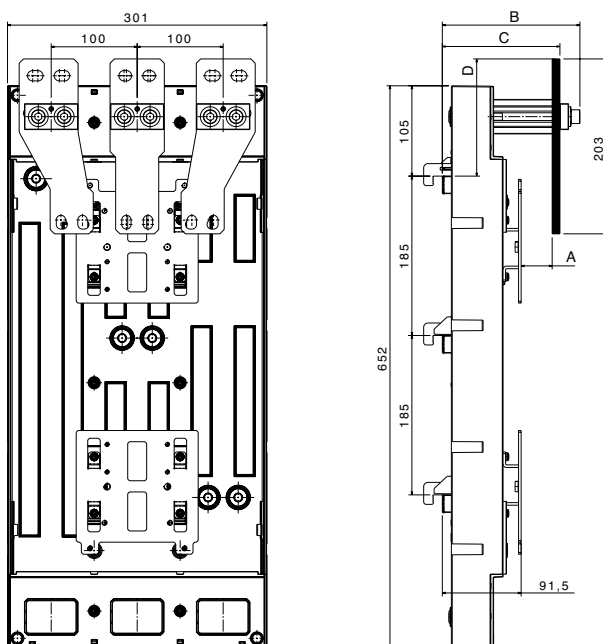
	Switchgear	A	B	C	D
32786	ABB Tmax T7 800 / 630	*)	*)	*)	*)
32785	ABB Tmax T7 1000	26	145	116	127
32784	ABB Tmax T7 1250	26.5	146	120	127
32782	Eaton NZM4 800, 630	*)	*)	*)	*)
32779	Eaton NZM4 1000	*)	*)	*)	*)
32781	Eaton NZM4 1250	*)	*)	*)	*)
32780	Eaton NZM4 1600	36	156	143	136
32778	Schneider Electric NS800 / 630	*)	*)	*)	*)
32777	Schneider Electric NS1000	*)	*)	*)	*)
32776	Schneider Electric NS1250	21.5	146	120	174
32775	Schneider Electric NS1600	21.5	151	125	174
32774	Siemens VL 800	*)	*)	*)	*)
32773	Siemens VL 1250 (1000A)	*)	*)	*)	*)
32772	Siemens VL 1250 (1250A)	36	151	128	74

*) on request



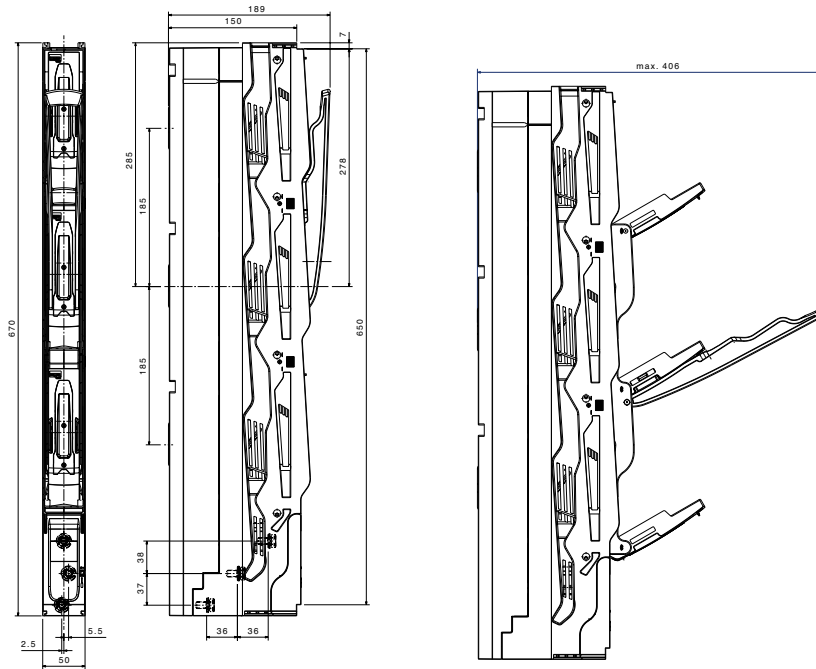
Switchgear		A	B	C	D
32767	ABB Tmax T7 800 / 630	*)	*)	*)	*)
32766	ABB Tmax T7 1000	26	154	125	89
32765	ABB Tmax T7 1250	26.5	154	128	89
32768	Eaton NZM4 800 / 630	*)	*)	*)	*)
32763	Eaton NZM4 1000	*)	*)	*)	*)
32762	Eaton NZM4 1250	*)	*)	*)	*)
32761	Eaton NZM4 1600	36	156	143	136
32764	Schneider Electric NS800 / 630	*)	*)	*)	*)
32758	Schneider Electric NS1000	*)	*)	*)	*)
32757	Schneider Electric NS1250	21.5	154	128	136
32756	Schneider Electric NS1600	21.5	159	133	136
32754	Siemens VL 800	*)	*)	*)	*)
32755	Siemens VL 1250 (1000A)	*)	*)	*)	*)
32753	Siemens VL 1250 (1250A)	36	160	137	136

*) on request

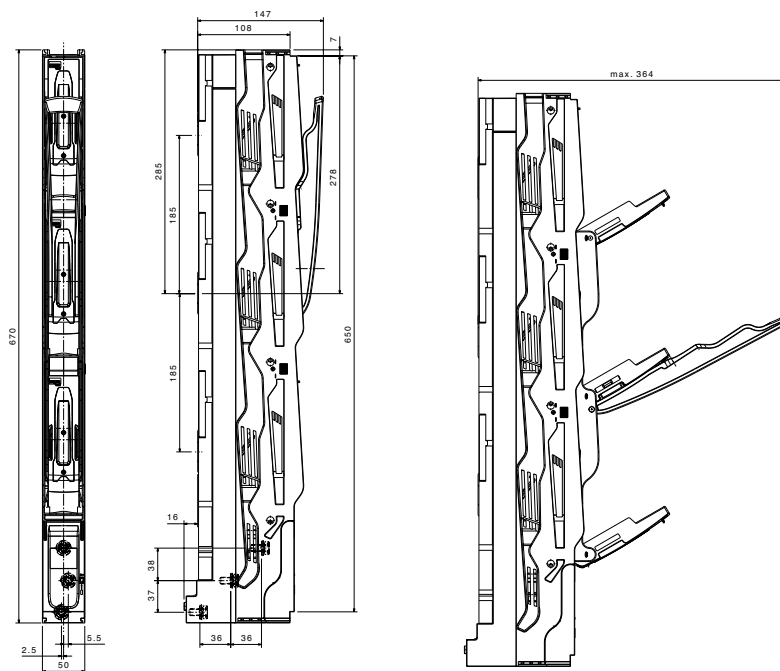


32 750	32 751

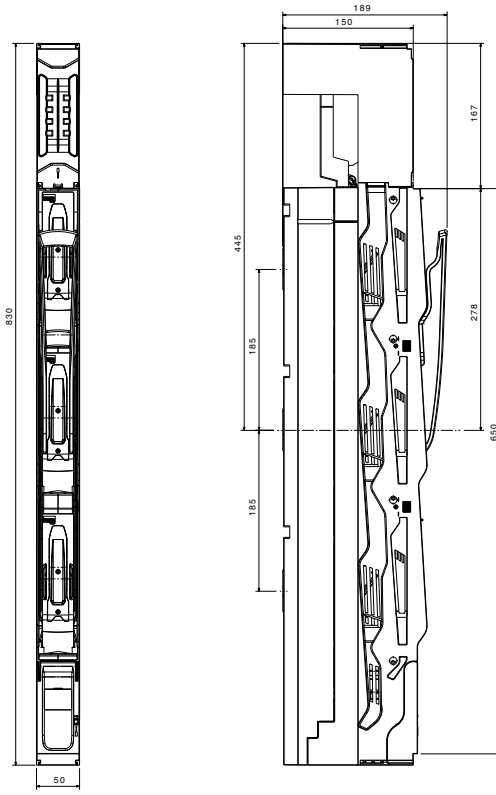
33 700
33 770



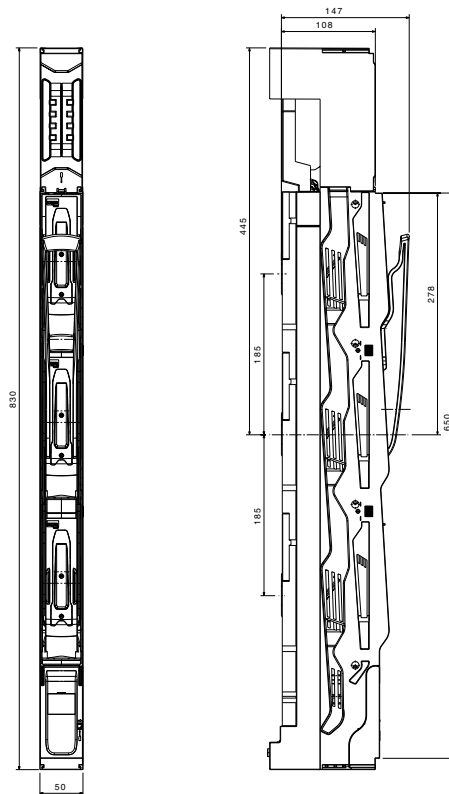
33 704
33 773



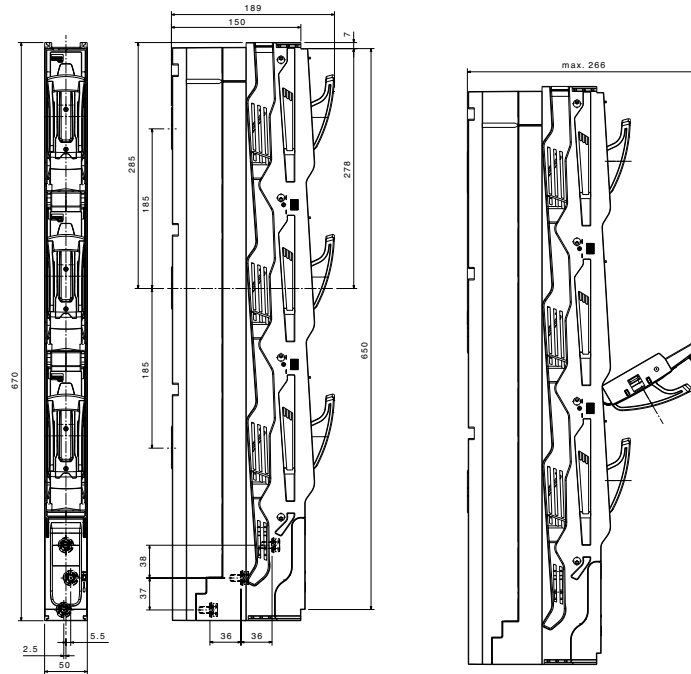
33 720
33 771



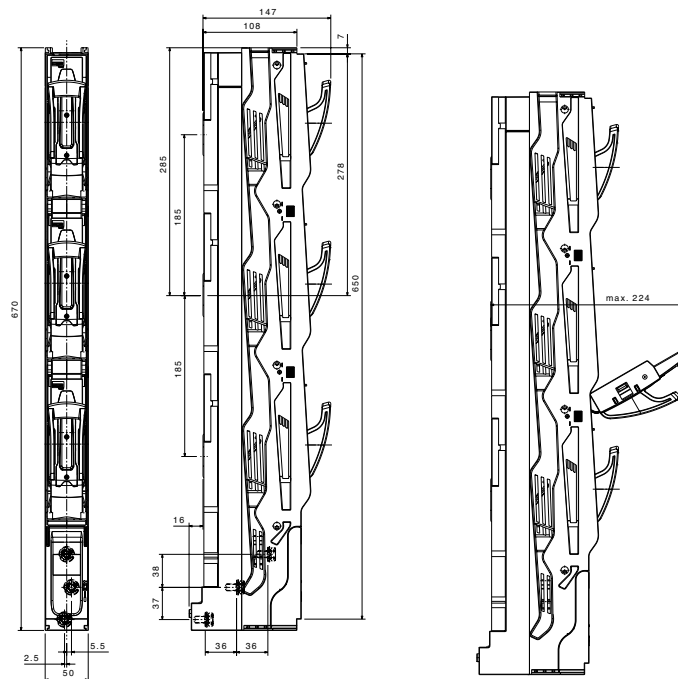
33 724
33 774



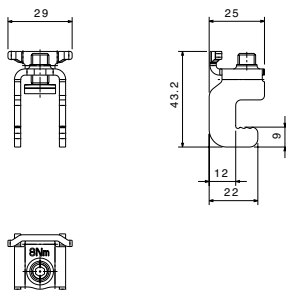
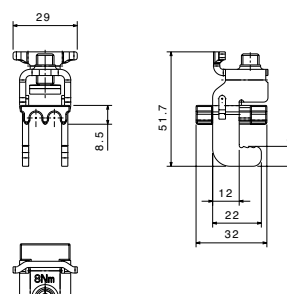
33 715
33 772

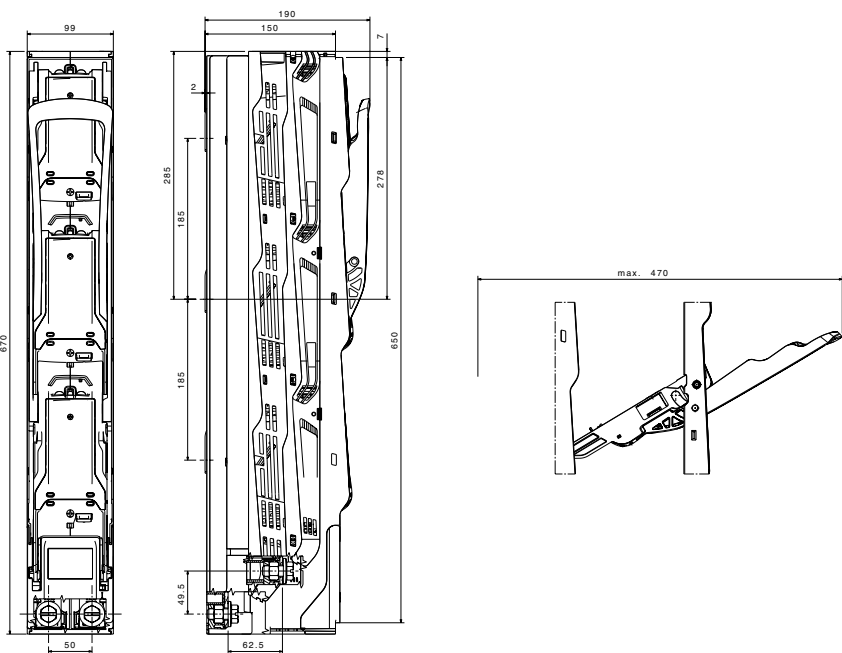
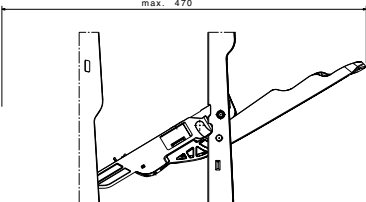


33 719
33 775



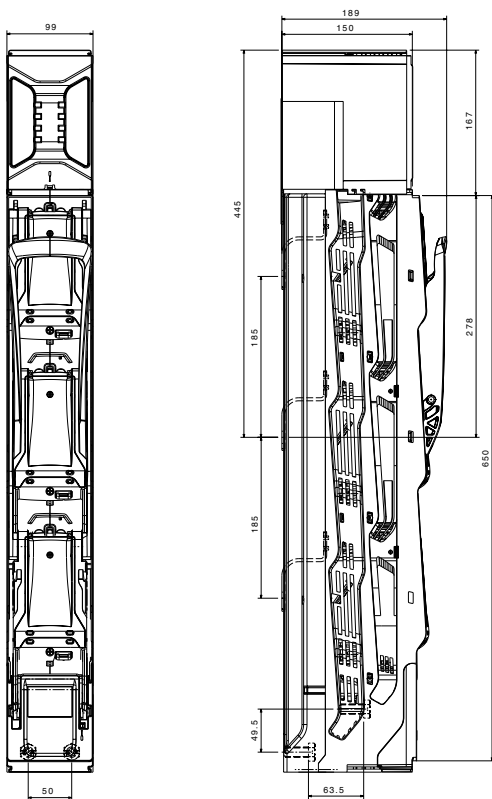
<p>33 705</p>	<p>33 728</p>
<p>33 732</p>	<p>33 725</p>
<p>33 726</p>	<p>33 727</p>

<p>33 739</p> 	<p>33 737</p> 
--	---

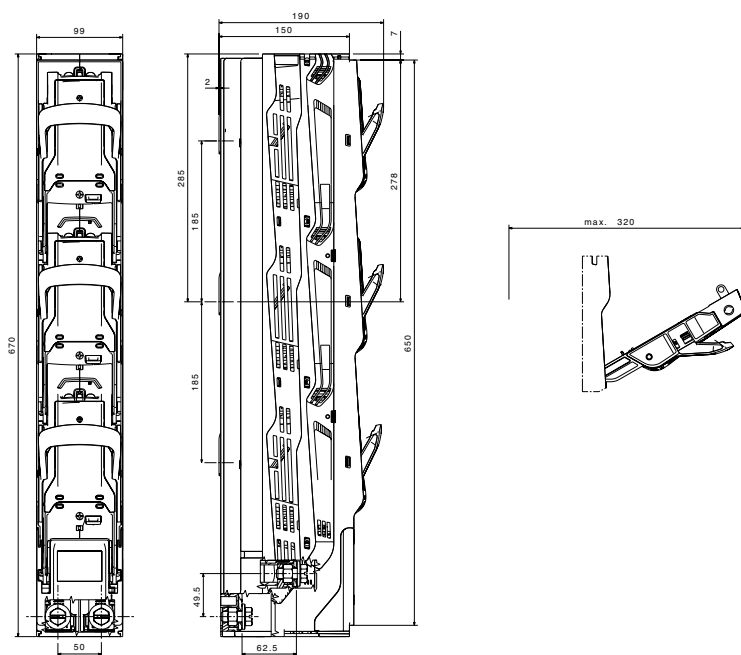
<p>33 701 33 702 33 703</p> 	
---	--



33 721
33 722
33 723

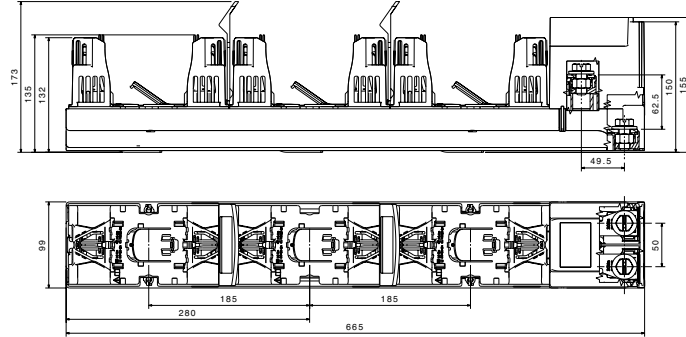


33 716
33 717
33 718

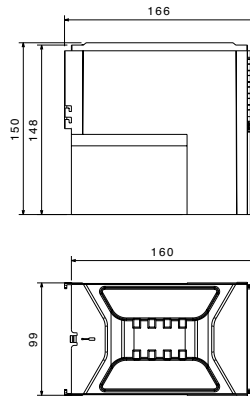




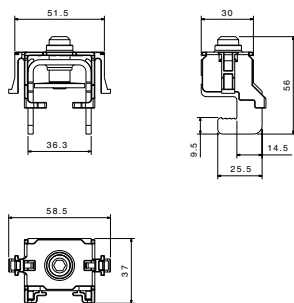
33 706
33 707
33 708



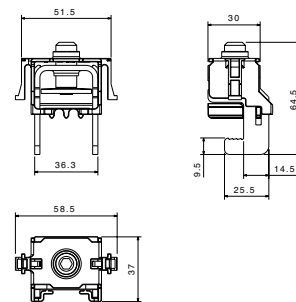
33 733



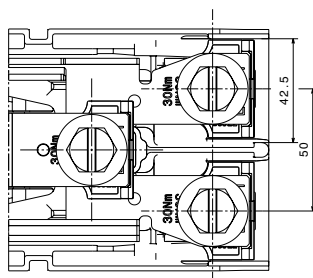
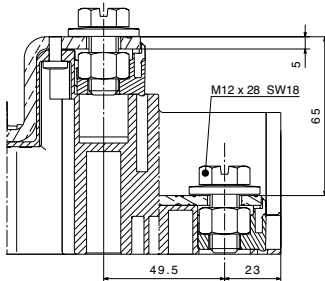
33 740



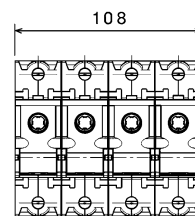
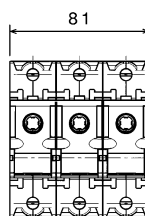
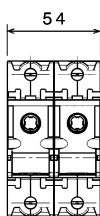
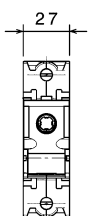
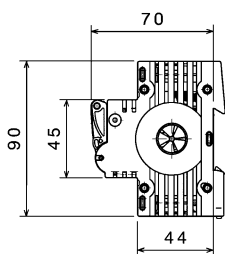
33 738

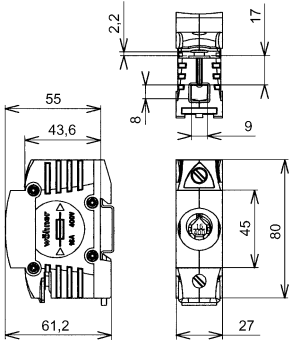
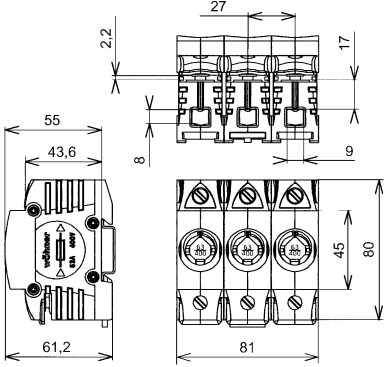
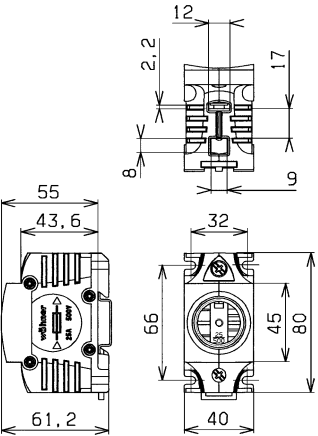
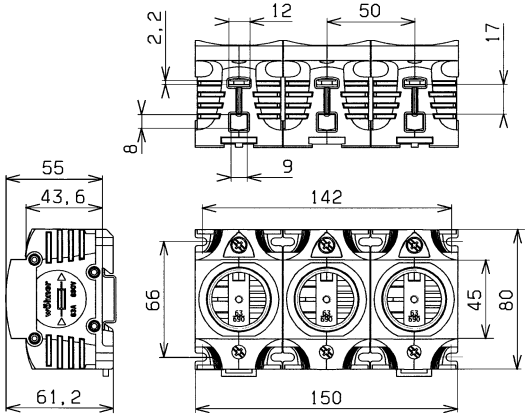
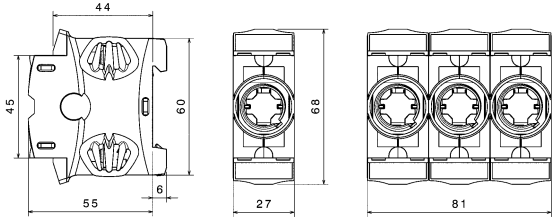
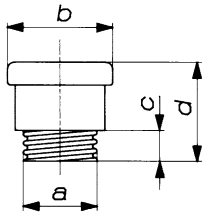


33 701 33 723
 33 702 33 716
 33 703 33 717
 33 721 33 718
 33 722 33 731



31 307 - 31 308
 31 313 - 31 315
 31 556
 31 557

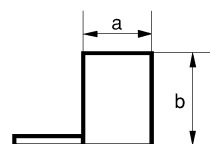
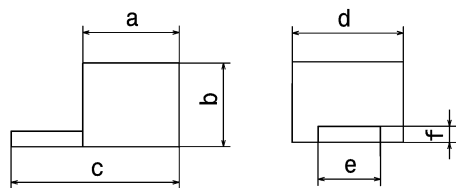


<p>31 286</p> 	<p>31 293</p> 																																													
<p>31 173</p> 	<p>31 175 31 176</p> 																																													
<p>31 301 31 302 31 303 31 306</p> 	<table border="1"> <thead> <tr> <th></th> <th>a</th> <th>b</th> <th>c</th> <th>d</th> </tr> </thead> <tbody> <tr> <td>01 098</td> <td>E 27</td> <td>38</td> <td>11.5</td> <td>36</td> </tr> <tr> <td>01 100</td> <td>E 33</td> <td>47</td> <td>12.5</td> <td>45</td> </tr> <tr> <td>01 103</td> <td>E 14</td> <td>26</td> <td>9</td> <td>29</td> </tr> <tr> <td>01 104</td> <td>E 18</td> <td>25</td> <td>9.5</td> <td>30</td> </tr> <tr> <td>31 005</td> <td>E 14</td> <td>22.5</td> <td>8.5</td> <td>29.5</td> </tr> <tr> <td>31 006</td> <td>E 18</td> <td>22.5</td> <td>8.5</td> <td>29.5</td> </tr> <tr> <td>31 098</td> <td>E 27</td> <td>32.5</td> <td>11.5</td> <td>41</td> </tr> <tr> <td>31 100</td> <td>E 33</td> <td>44</td> <td>12.5</td> <td>42</td> </tr> </tbody> </table> 		a	b	c	d	01 098	E 27	38	11.5	36	01 100	E 33	47	12.5	45	01 103	E 14	26	9	29	01 104	E 18	25	9.5	30	31 005	E 14	22.5	8.5	29.5	31 006	E 18	22.5	8.5	29.5	31 098	E 27	32.5	11.5	41	31 100	E 33	44	12.5	42
	a	b	c	d																																										
01 098	E 27	38	11.5	36																																										
01 100	E 33	47	12.5	45																																										
01 103	E 14	26	9	29																																										
01 104	E 18	25	9.5	30																																										
31 005	E 14	22.5	8.5	29.5																																										
31 006	E 18	22.5	8.5	29.5																																										
31 098	E 27	32.5	11.5	41																																										
31 100	E 33	44	12.5	42																																										

--	--	--	--	--	--	--

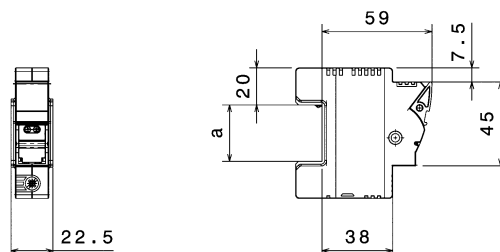
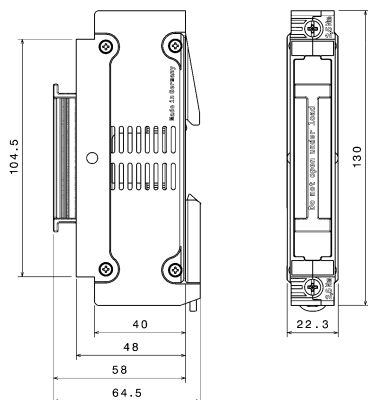
	a	b	c	d	e	f
01 198	42	32	68	23	6.5	4
01 228	42	32	91	23	6.5	4
31 028	17	26	37	20	6	2
31 029	17	26	49	20	6	2
31 039	21	29	42	16	6.5	3
31 085	20	26	53	17	6	2
31 103	13	18	45	17	4	2
31 157	13	17	50	13	4	2
31 550	21	29	60	16	6.5	3

	a	b	Poles	Division
31 012	17	16	3	27
31 014	5	15	1	27
31 024	5	15	1	27
31 056	30	15	3	27
31 057	6	26	1	27
31 101	5	15	1	18
31 102	18	16	3	18
31 309	5	15	1	40
31 310	17	16	3	40
31 311	5	15	1	50
31 312	17	16	3	50
31 548	5	15	1	18
31 549	23	22	3	18
31 561	23	22	2	18

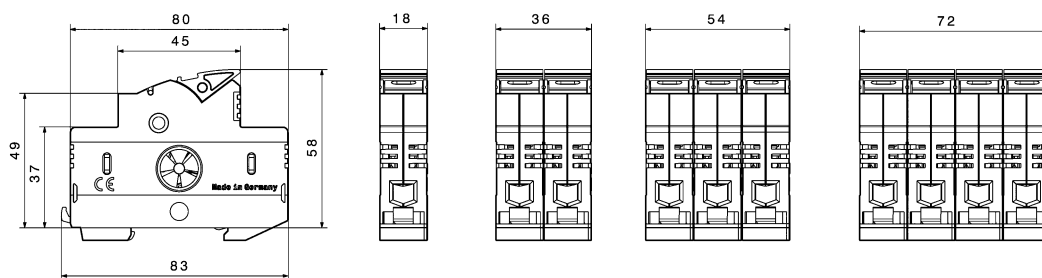


31 555	
---------------	--

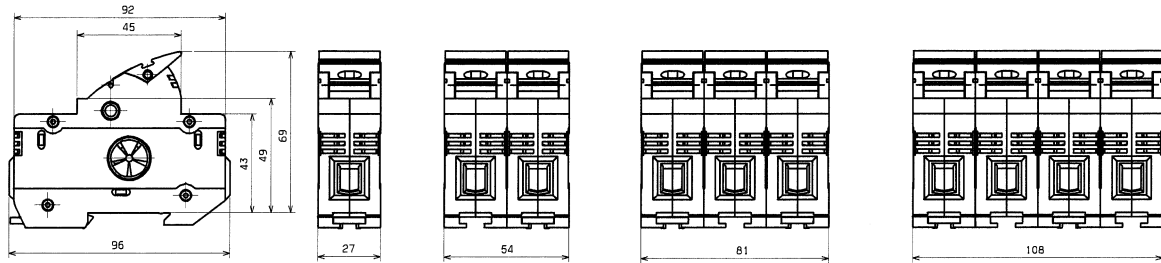
	a
31 570	30
31 572	20



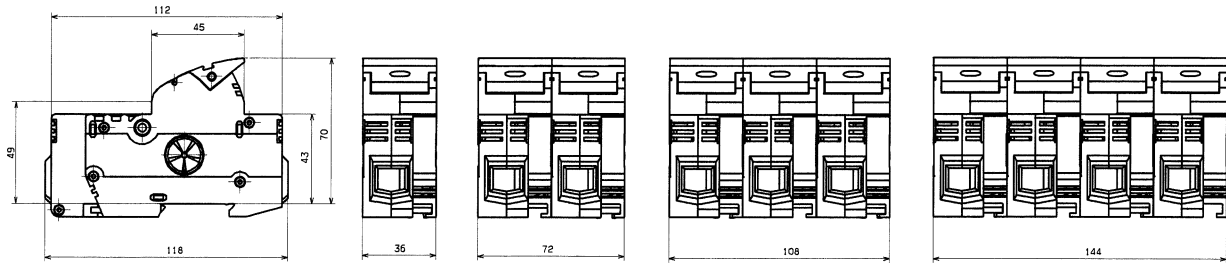
- 31 110 - 31 114
- 31 130 - 31 133
- 31 258
- 31 273 - 31 277
- 31 295 - 31 300
- 31 929 - 31 930
- 31 971
- 31 973
- 31 974



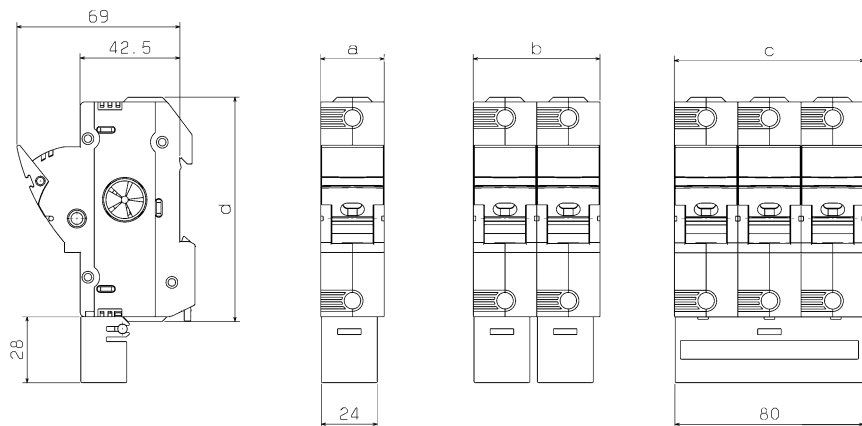
31 115 - 31 119
31 135 - 31 138
31 168
31 278 - 31 280



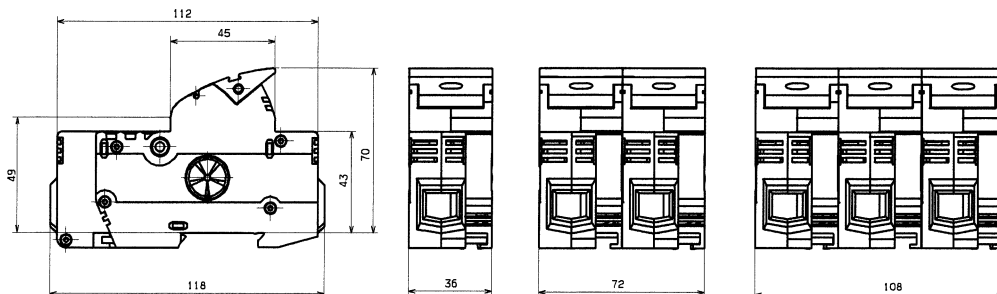
31 120 - 31 124
31 140 - 31 143
31 171
31 281 - 31 283



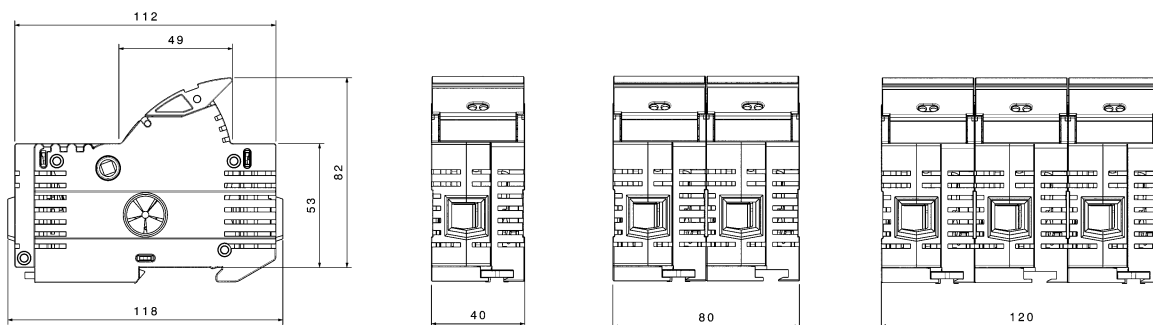
	a	b	c	d
31 940	27			96
31 941			81	96
31 942	36			118
31 943			108	118
31 957		72		118
31 972		54		96



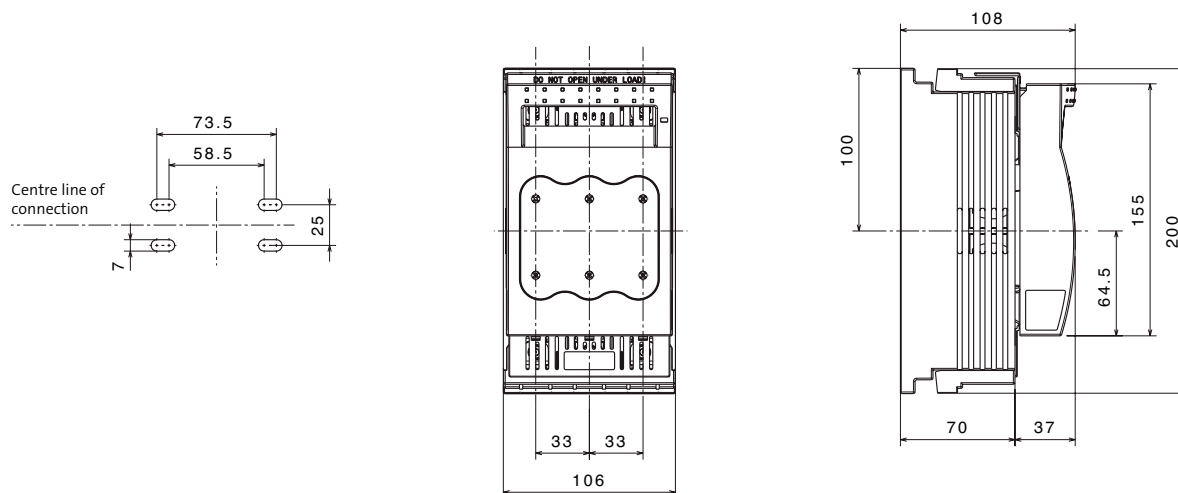
31 284
31 285
31 287
31 932
31 933
31 934



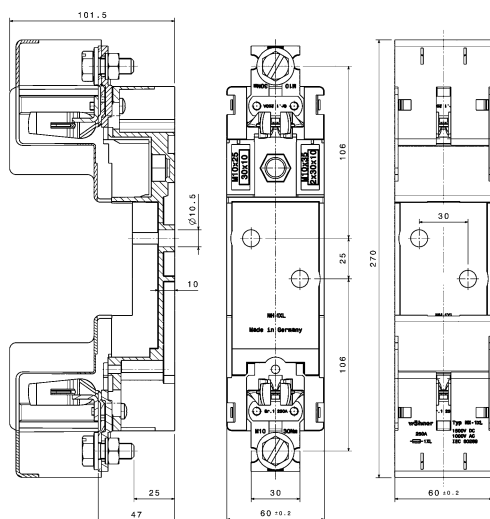
31 920 - 31 925



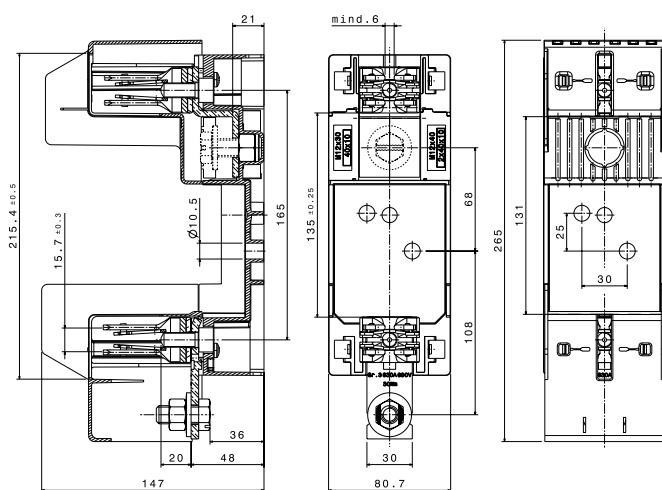
33 408



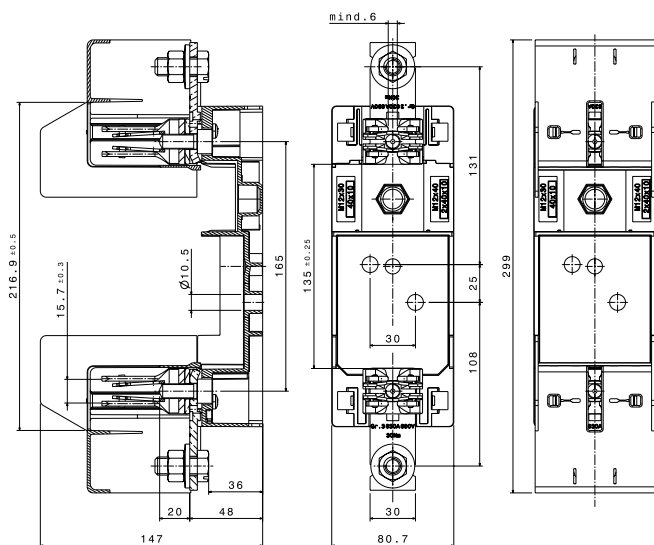
03 290



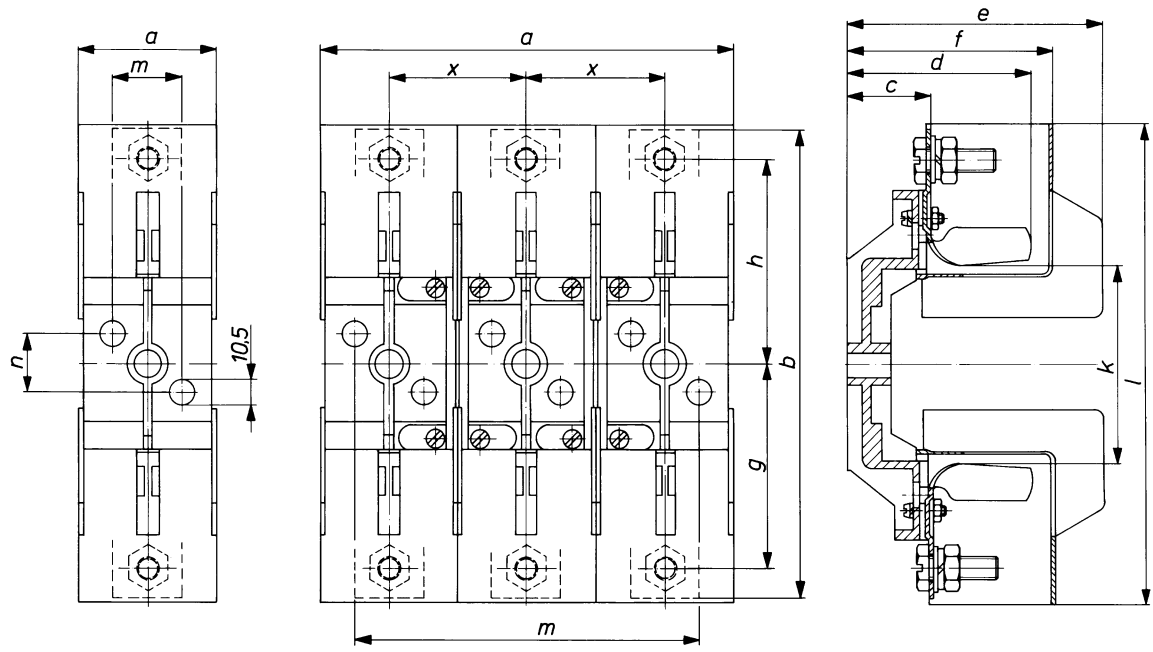
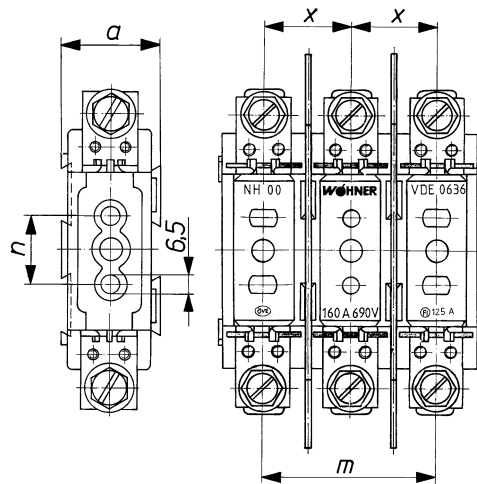
03 293




03 294

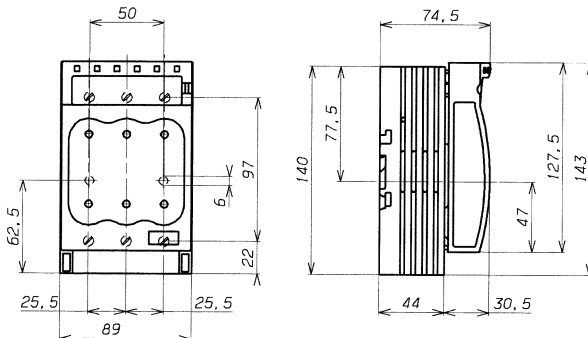
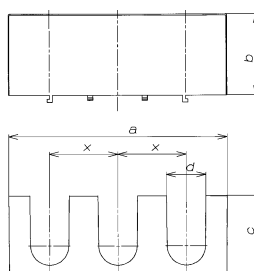


	a	b	c	d	e	f	g	h	k	l	x	m	n
03 350	35.3	120	28	58	88		50	50	57	145			25
03 351	97	120	28	58	88		50	50	57	145	32	64	25
03 354	35.3	120	28	58	88		50	50	57	145			25
03 355	97	120	28	58	88		50	50	57	145	32	64	25
03 749	97	120	28	58	88	62	50	50	57	147	32	64	25
03 758	35.3	120	28	58	88	62	50	50	57	147			25
03 759	97	120	28	58	88	62	50	50	57	147	32	64	25
03 760	35.3	120	28	58	88	62	50	50	57	147			25
03 761	97	120	28	58	88	62	50	50	57	147	32	64	25
03 762	60	200	37	80	110	89	87.5	87.5	83	205		30	25
03 763	180	200	37	80	110	89	87.5	87.5	83	205	60	150	25
03 764	60	200	37	80	110	89	87.5	87.5	83	205		30	25
03 765	180	200	37	80	110	89	87.5	87.5	83	205	60	150	25
03 766	64	232	40	98	121	104	100	100	82	237		30	25
03 767	194	232	40	98	121	104	100	100	82	237	65	160	25
03 768	80	232	40	99	133.5	105	105	105	82	247		30	25
03 769	240	232	40	99	133.5	105	105	105	82	247	80	190	25

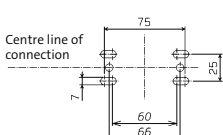
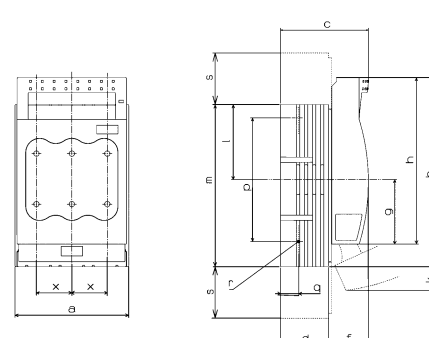



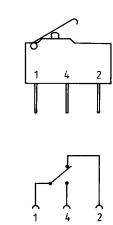


33 217		33 142	182.5	68	65	33	57
		33 143	208.5	51.5	79	43	65
		33 144	254	48	93.5	43	81
		79 811	105	34	46	22	33

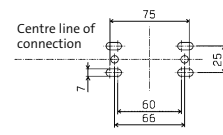
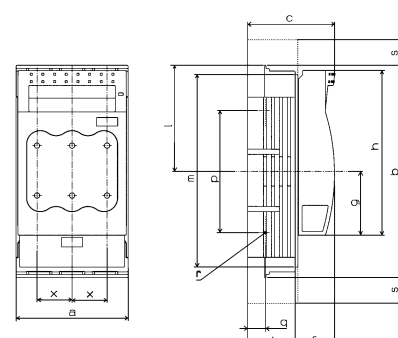
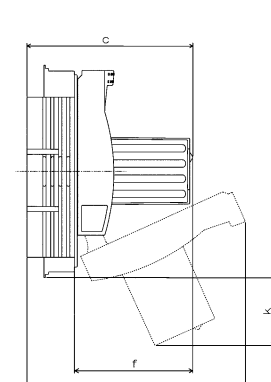
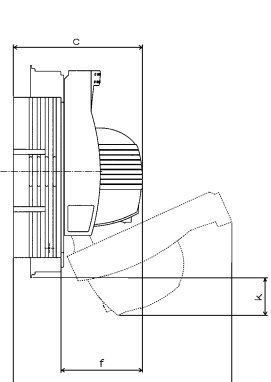



	Size	a	b	c	d	f	g	h	k	l	m	o	p	q	r	s	x	
33 221	00	106	176	82.5	45	37	60	155	22	70	151	206	101	17	2xM5	48	33	33 156
33 222	00	106	176	82.5	45	37	60	155	22	70	151	206	115	17	M8	48	33	

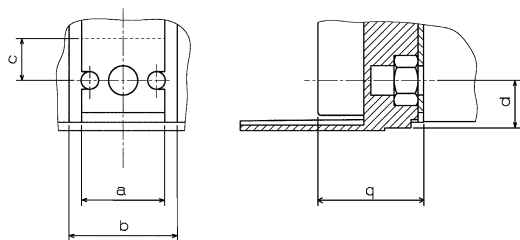
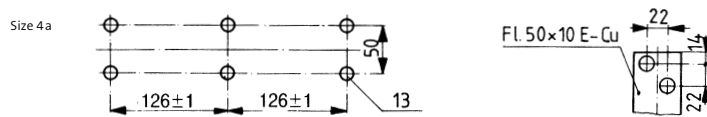
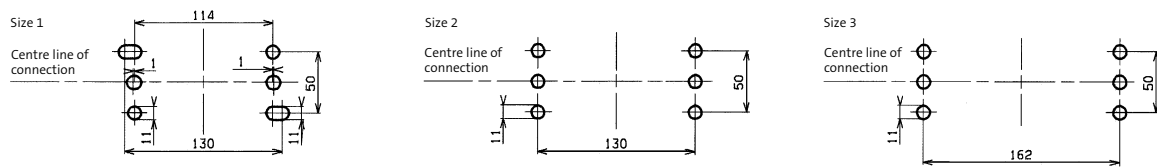
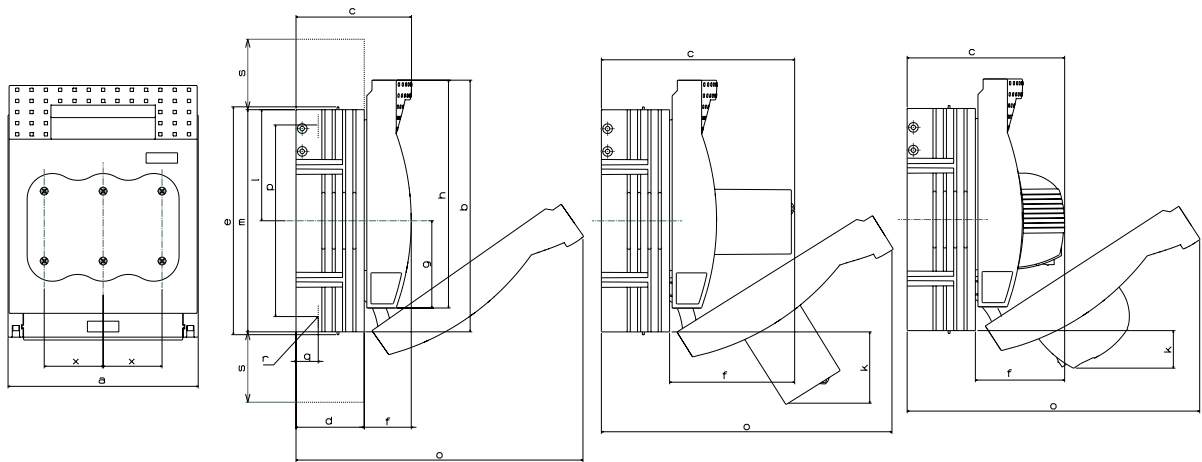






	Size	a	b	c	d	f	g	h	k	l	m	o	p	q	r	s	x
33 199	00	106	200	82.5	45	37	60	155	—	100	181	206	101	17	2xM5	33	24
33 200	00	106	200	82.5	45	37	60	155	—	100	181	206	115	17	M8	33	24
33 207	00	106	200	157	45	112	60	155	64	100	181	206	101	17	2xM5	33	24
33 208	00	106	200	157	45	112	60	155	64	100	181	206	115	17	M8	33	24
33 328	00	106	200	122	45	77	60	155	35	100	181	206	101	17	2xM5	33	24
33 329	00	106	200	122	45	77	60	155	35	100	181	206	115	17	M8	33	24

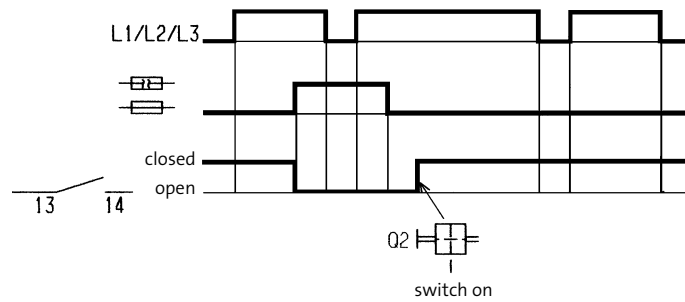
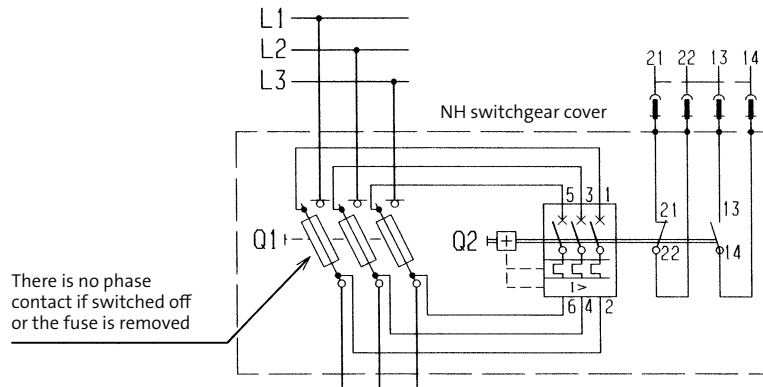





	Size	a	b	c	d	e	f	g	h	l	m	p	q	r	x	s
33 149	1	184	243	186.5	66	220	120.5	84	220	107	214.5	185	21.5	M10	57	68
33 150	2	210	288	203	80	—	123	92	249	124	255	210	25	M10	65	52
33 151	3	256	300	217.5	94.5	—	123	98.5	259	127.5	267	210	30	M12	81	48
33 201	1	184	243	111.5	66	220	45.5	84	220	107	214.5	185	21.5	M10	57	68
33 202	2	210	288	128	80	—	48	92	249	124	255	210	25	M10	65	52
33 203	3	256	300	142.5	94.5	—	48	98.5	259	127.5	267	210	30	M12	81	48
33 204	4a	378	352	233	151	—	75	104	256	192	352	—	39	2xM12	126	—
33 330	1	184	243	152	66	220	86	84	220	107	214.5	185	21.5	M10	57	68
33 331	2	210	288	168.5	80	—	88.5	92	249	124	255	210	25	M10	65	52
33 332	3	256	300	183	94.5	—	88.5	98.5	259	127.5	267	210	30	M12	81	48
33 393	1	184	243	111.5	66	220	45.5	84	220	107	214.5	185	21.5	M10	57	68

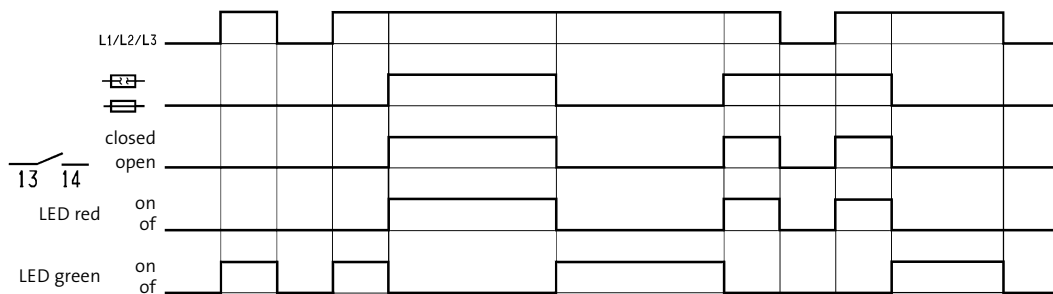
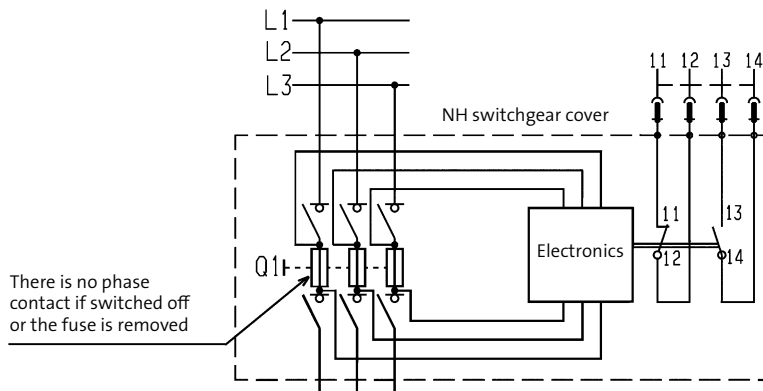


Size	a	b	c	d	q
00	20	25	14.5	10	17
1	30	39	17	17	21
2	33	42	19	19.5	25
3	40	52	20	24	30

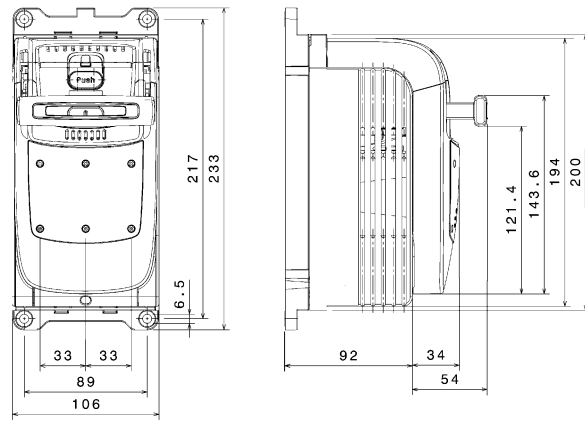
QCB, NH fuse switch disconnecter with electro-mechanical fuse monitoring



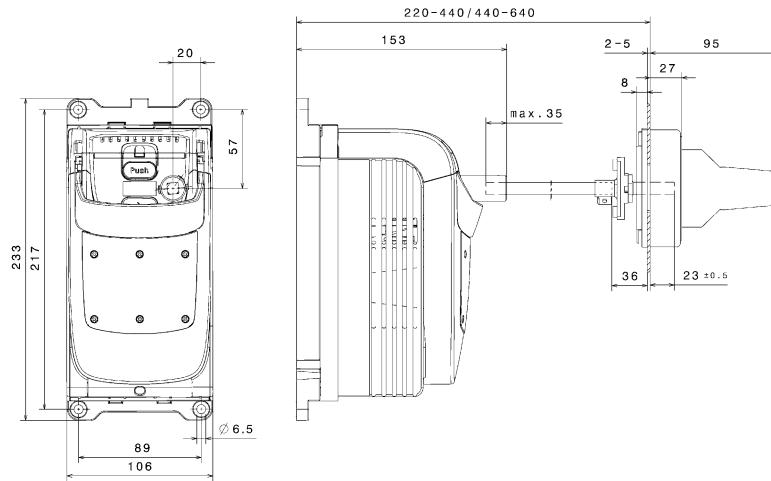
QCS, Switch disconnecter with NH fuses with electronic fuse monitoring



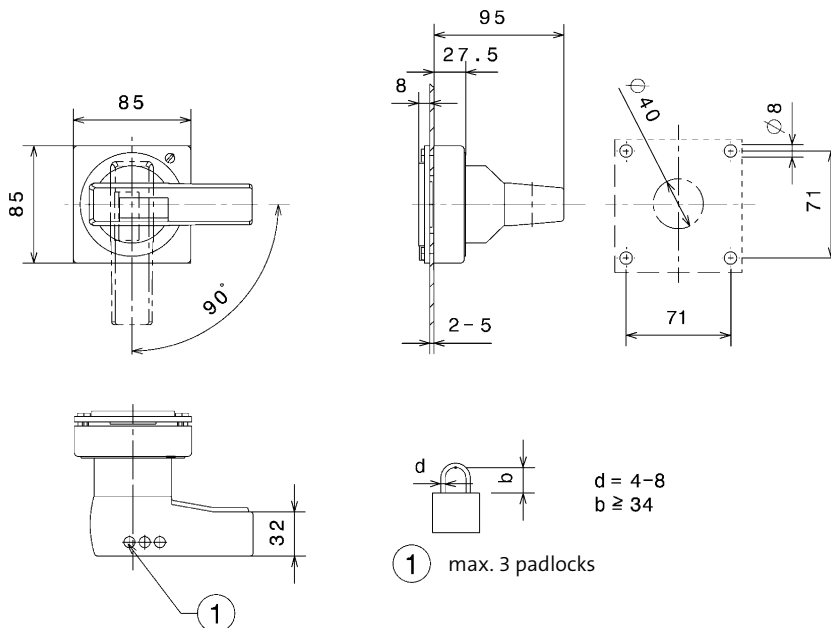
33 502
33 542



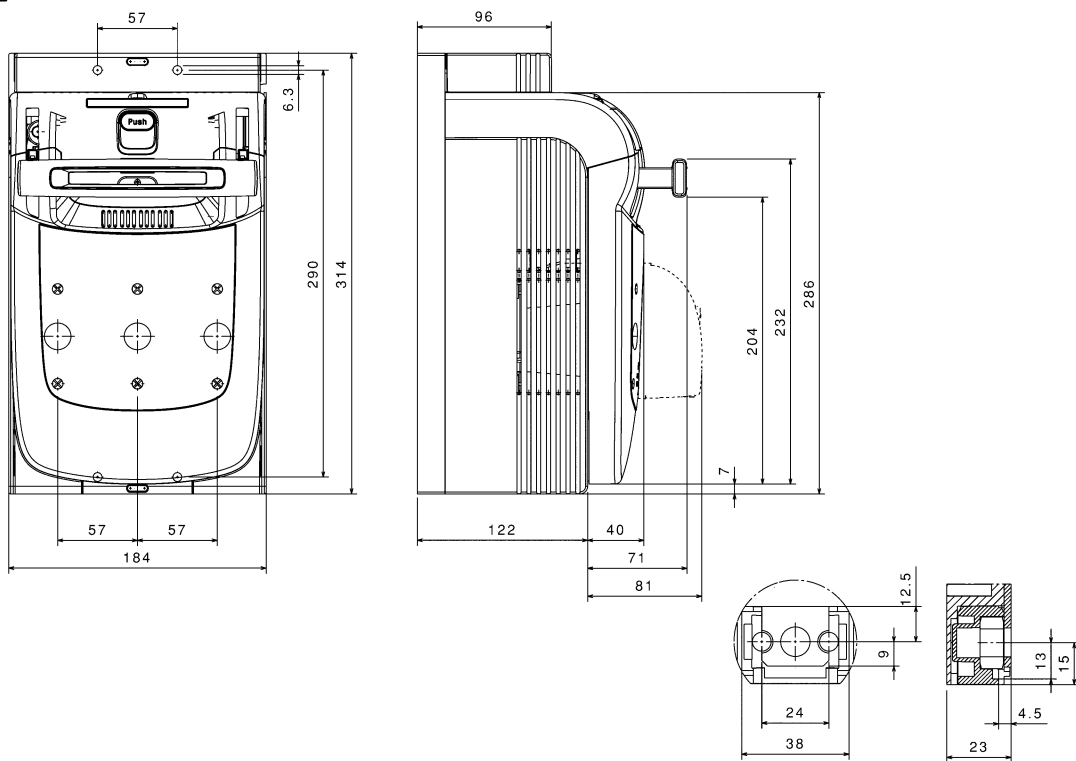
33 505
33 545
33 910
33 911



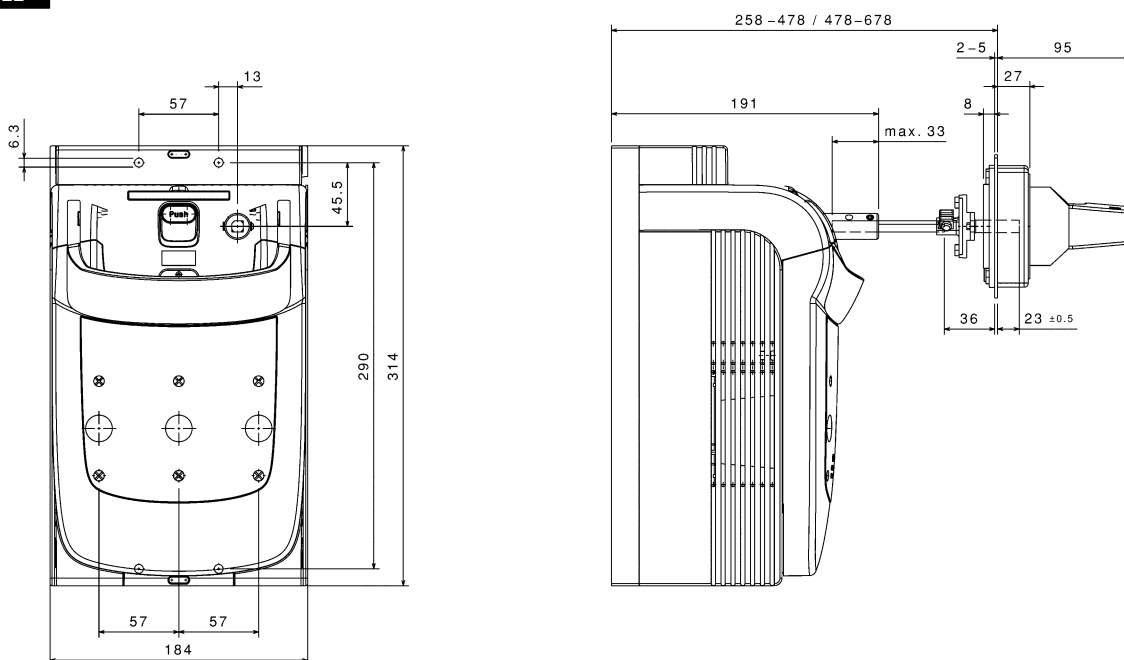
33 910
33 911



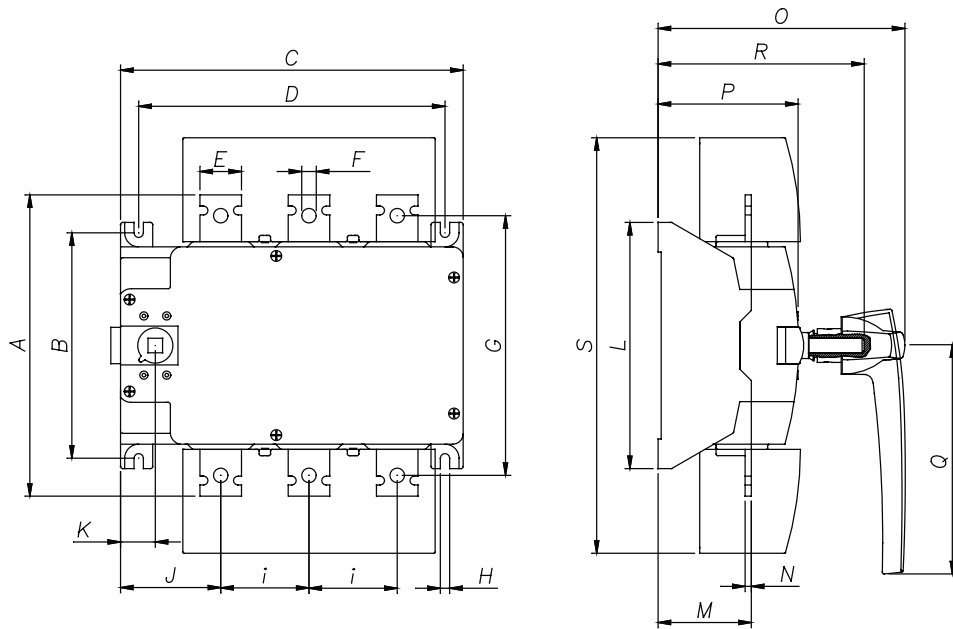
33 512
33 552



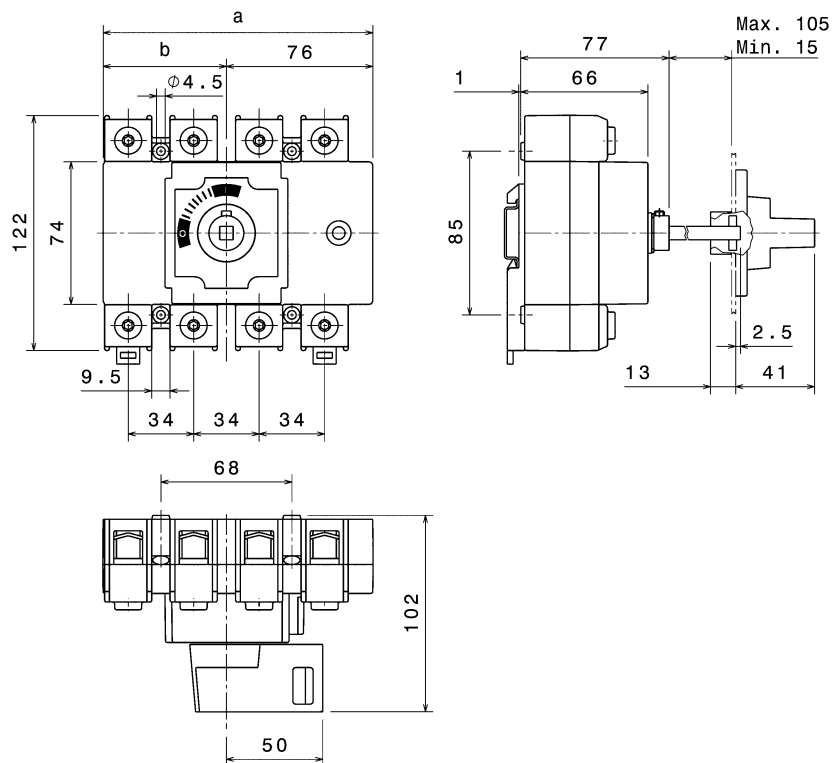
33 515
33 555
33 910
33 911



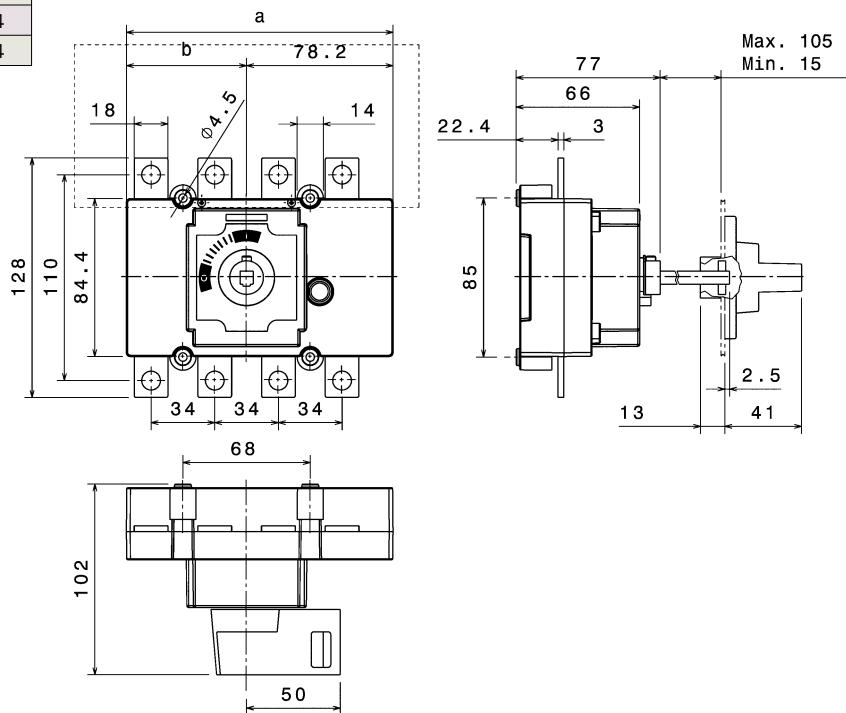
		a	b	c	d	e	f	g	h	i	j	k	l	m	n	o	p	q	r	s	
33 333	33 355	250A	158	108	171	153.5	25	11	133	6.5	40	60.5	24	123	46.5	3	157	68	125	128	192
33 334	33 356	400A	232	181.5	270	241.5	30	10.5	208	7	65	88	29	200	73	5	196.5	106.5	180	165	338
33 335	33 357	630A	238	181.5	270	241.5	35	10.5	208	7	65	88	29	200	73	5	196.5	106.5	180	165	338
33 336	33 358	800A	290	217	330	295	40	14	250	9	85	96.5	33.5	237	90	6	237	135	220	198	400



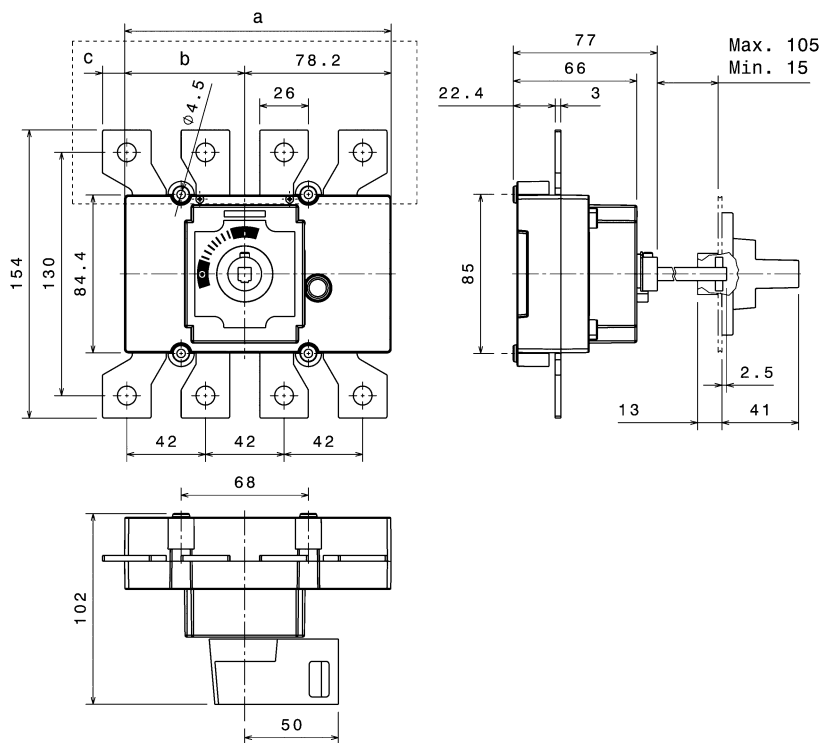
	a	b
33 424	129	53
33 426	129	53
33 440	140	64
33 442	140	64



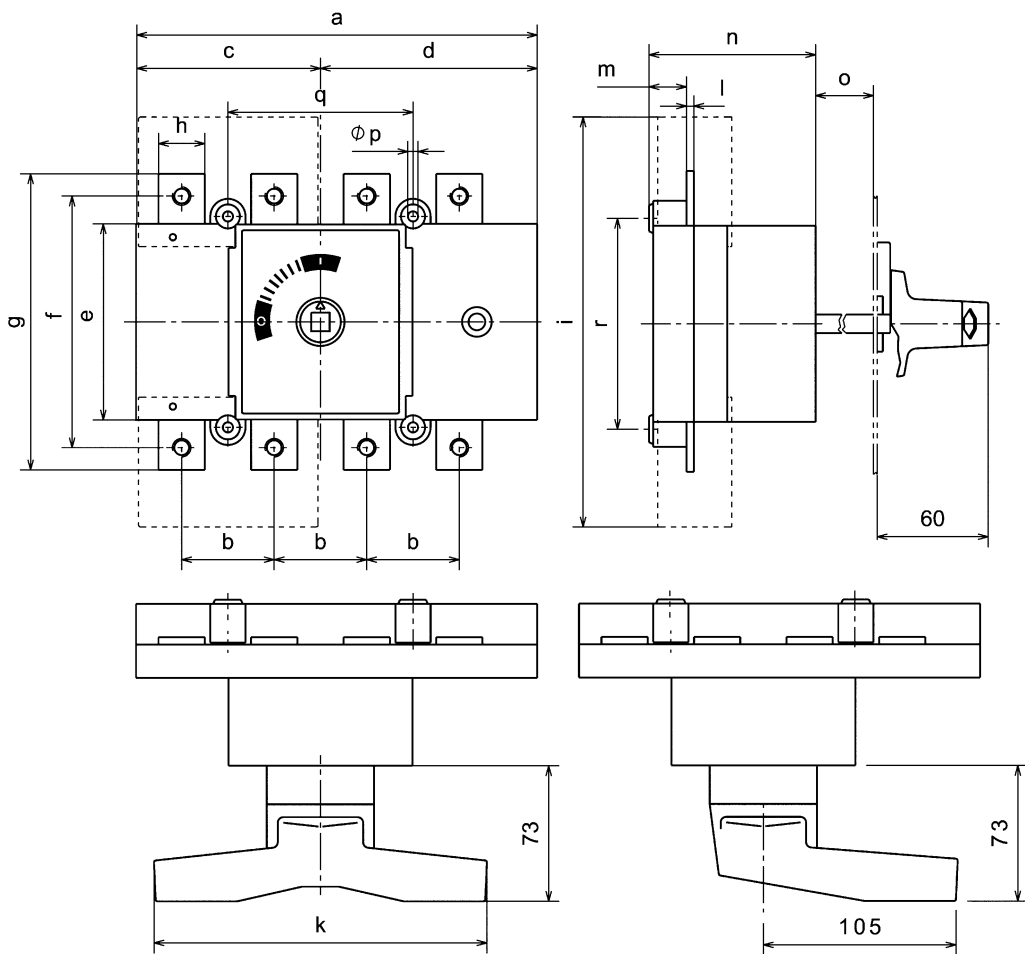
	a	b
33 425	131	53
33 427	131	53
33 441	142	64
33 443	142	64



	a	b	c
33 428	131	53	-
33 429	131	53	-
33 444	142	64	11.8
33 445	142	64	11.8



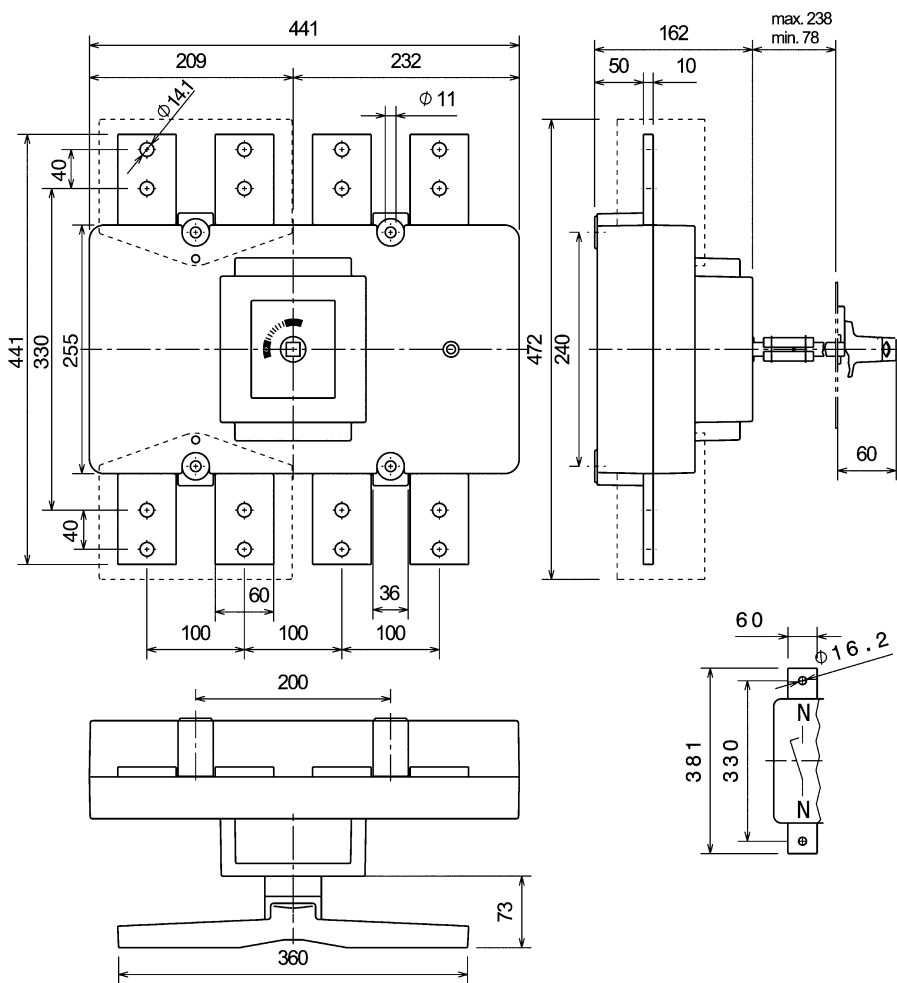
	a	b	c	d	e	f	g	h	i	k	l	m	n	o		p	q	r
														min.	max.			
33 430	217	50	100	117	106	143	167	25	226	–	4	20.5	90	18	150	5.5	100	114
33 431	217	50	100	117	106	143	167	25	226	–	4	20.5	90	18	150	5.5	100	114
33 432	275	65	130	145	160	205	235	30	290	245	5	30	121	18	119	6.5	140	190
33 433	275	65	130	145	160	205	235	30	290	245	5	30	121	18	119	6.5	140	190
33 434	325	75	150	175	190	250	290	40	340	285	8	39	137	18	108	9	140	190
33 446	217	50	100	117	106	143	167	25	226	–	4	20.5	90	18	150	5.5	100	114
33 447	217	50	100	117	106	143	167	25	226	–	4	20.5	90	18	150	5.5	100	114
33 448	275	65	130	145	160	205	235	30	290	245	5	30	121	18	119	6.5	140	190
33 449	275	65	130	145	160	205	235	30	290	245	5	30	121	18	119	6.5	140	190
33 450	325	75	150	175	190	250	290	40	340	285	8	39	137	18	108	9	140	190



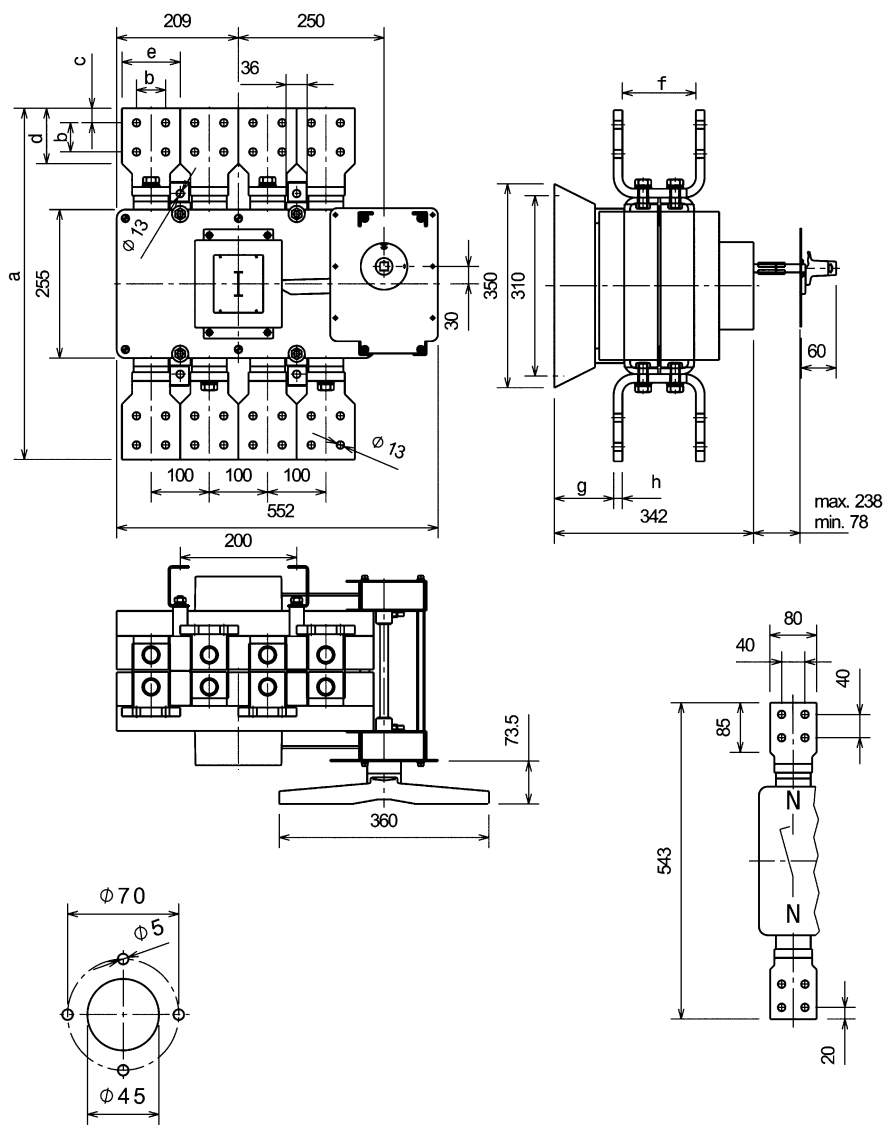
33 432
33 433
33 434
33 448
33 449
33 450

33 430
33 431
33 446
33 447

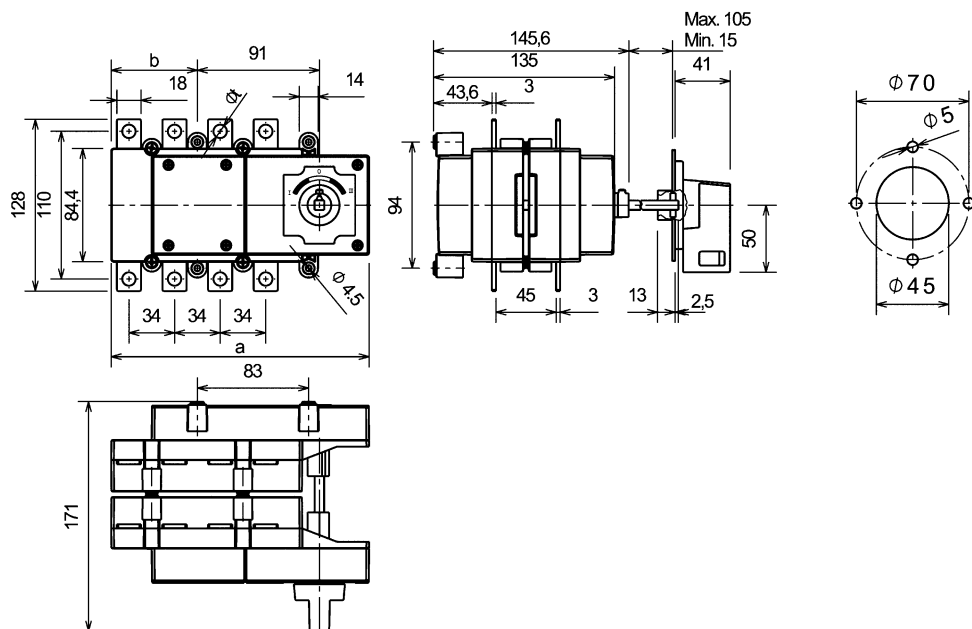
33 435
33 436
33 451



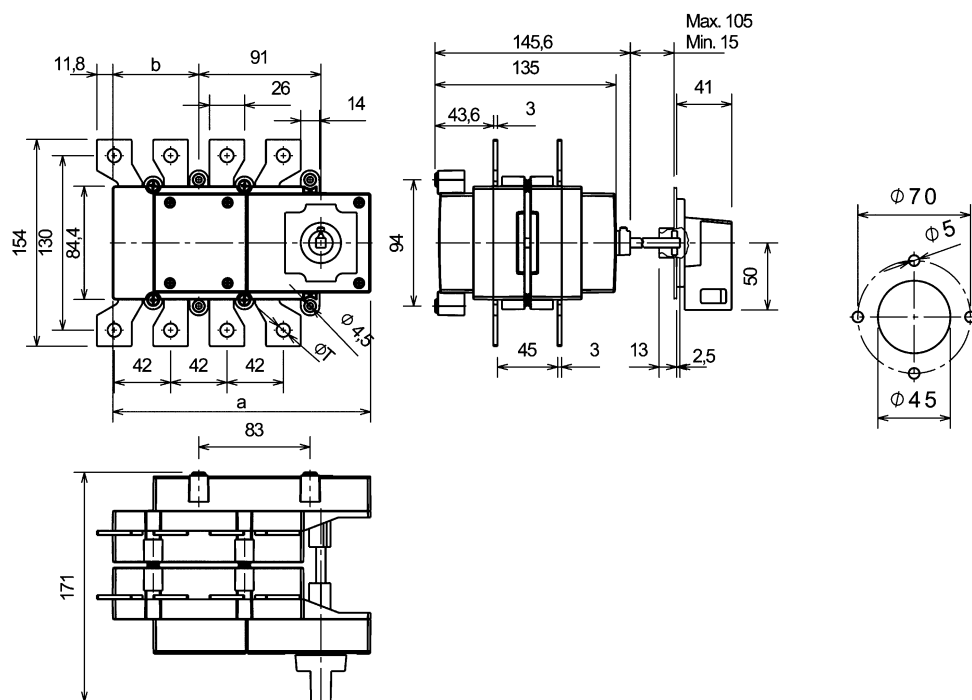
	a	b	c	d	e	f	g	h
33 437	543	40	20	85	80	106	117	10
33 438	543	40	20	85	80	106	117	10
33 439	603	50	25	95	100	126	102	15
33 452	543	40	20	85	80	106	117	10
33 453	543	40	20	85	80	106	117	10
33 454	603	50	25	95	100	126	102 <td 15	



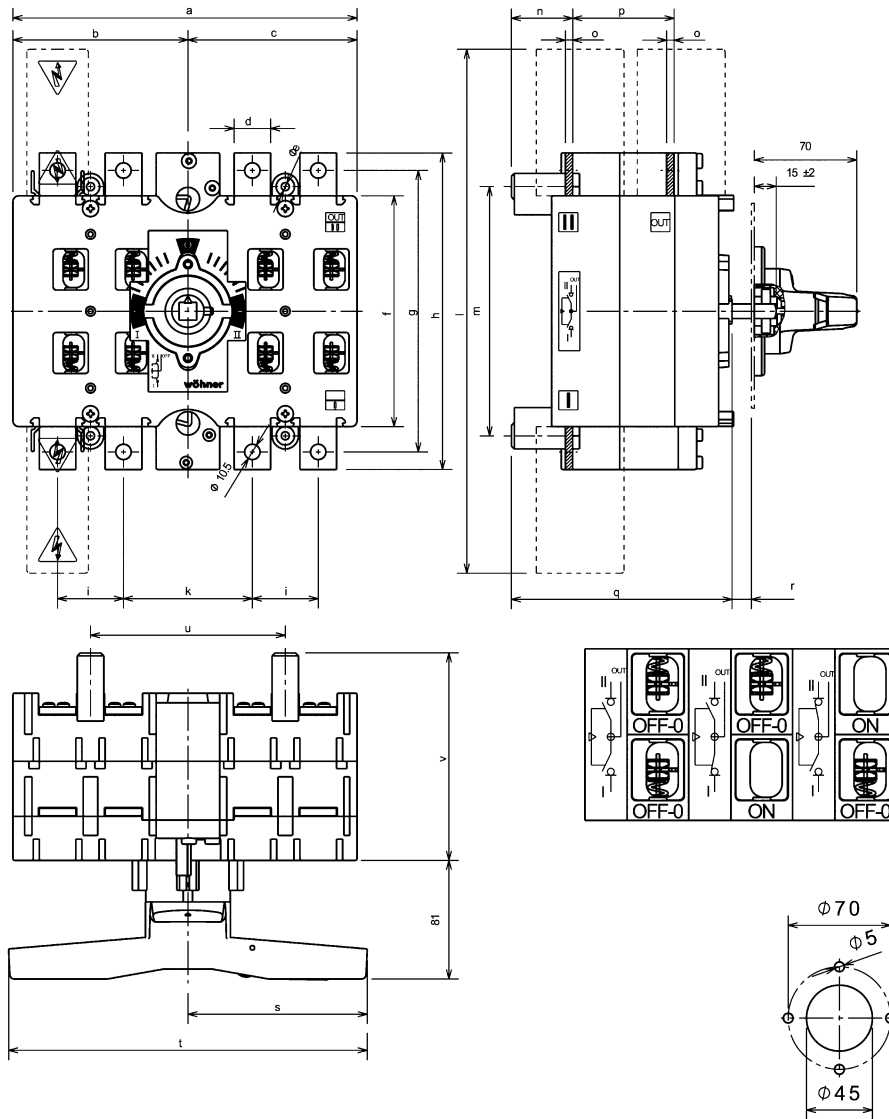
	a	b
33 455	181	53
33 456	181	53
33 464	192	64
33 465	192	64



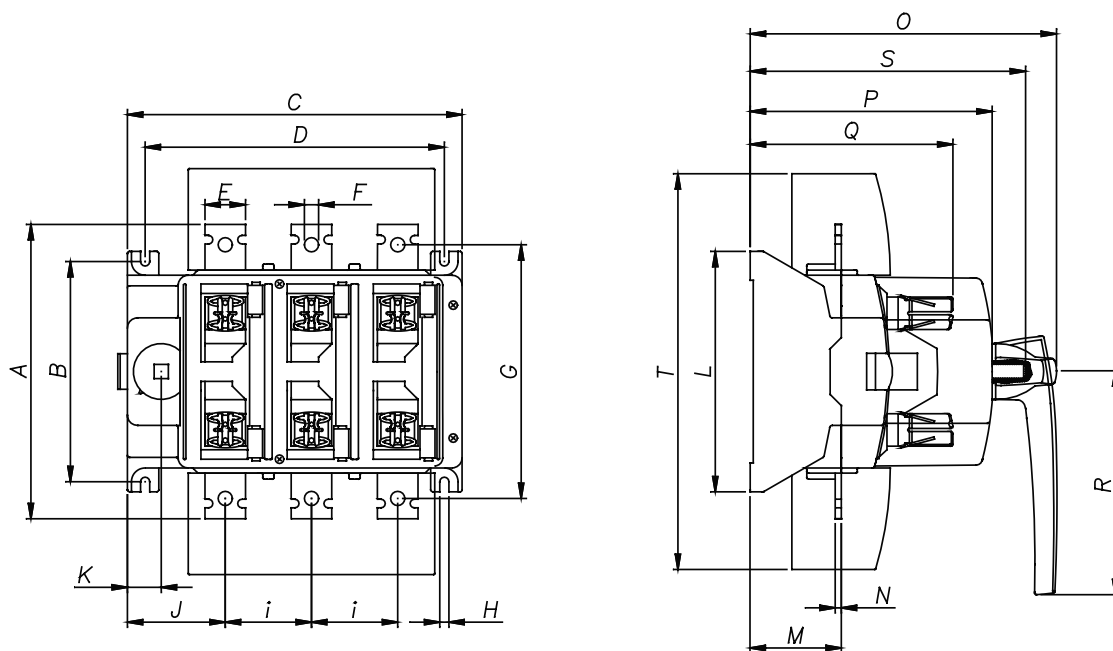
	a	b
33 457	181	53
33 466	192	64



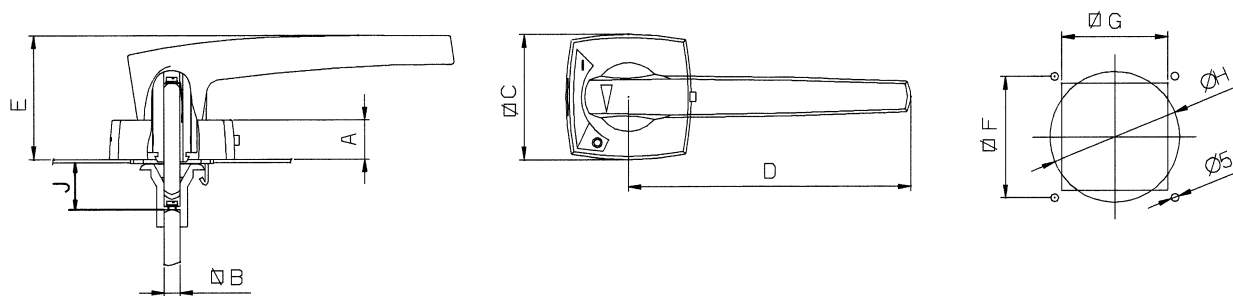
	a	b	c	d	e	f	g	h	i	k	l	m	n	o	p	q	r		s	t	u	v	ø
																	max.	min.					
33 458	235	119.5	115.5	25	5.5	157	192	216	45	88	357	170	42	3	67	151	103	7	105	-	133	142	10.5
33 459	235	119.5	115.5	25	5.5	157	192	216	45	88	357	170	42	3	67	151	103	7	105	-	133	142	10.5
33 460	235	119.5	115.5	25	5.5	157	192	216	45	88	357	170	42	3	67	151	103	7	105	-	133	142	10.5
33 461	321	162	159	40	7	232	282	312	65	121	482	247	46	5	87	180	75	7	-	245	186	171	12.5
33 462	321	162	159	40	7	232	282	312	65	121	482	247	46	5	87	180	75	7	-	245	186	171	12.5
33 463	424	210	214	50	9	295	375	419	85	163	595	315	57	6	88	208	56	7	-	360	248	199	14.5
33 467	235	119.5	115.5	25	5.5	157	192	216	45	88	357	170	42	3	67	151	103	7	105	-	133	142	10.5
33 468	235	119.5	115.5	25	5.5	157	192	216	45	88	357	170	42	3	67	151	103	7	105	-	133	142	10.5
33 469	235	119.5	115.5	25	5.5	157	192	216	45	88	357	170	42	3	67	151	103	7	105	-	133	142	10.5
33 470	321	162	159	40	7	232	282	312	65	121	482	247	46	5	87	180	75	7	-	245	186	171	12.5
33 471	321	162	159	40	7	232	282	312	65	121	482	247	46	5	87	180	75	7	-	245	186	171	12.5
33 472	424	210	214	50	9	295	375	419	85	163	595	315	57	6	88	208	56	7	-	360	248	199	14.5



		Size	a	b	c	d	e	f	g	h	i	j	k	l	m	n	o	p	q	r	s	t
33 337	33 359	00	158	108	171	153.5	20	9	128	6.5	40	60.5	24	123	46.5	3	195	140	107	125	166	192
33 338	33 360	1	232	181.5	270	241.5	30	10.5	208	7	65	88	29	200	73	5	253	196	152.5	180	218	338
33 339	33 361	2	238	181.5	270	241.5	35	10.5	208	7	65	88	29	200	73	5	253	196	161	180	218	338
33 340	33 362	3	290	217	330	295	40	14	250	9	85	96.5	33.5	237	90	6	302	238.5	200	220	262	400



	a	b	c	d	e	f	g	h	j
LTS 250, LTS-F 160	25	10	80	126	76	61	54	65	30
LTS 400/630, LTS-F 250/400	25	10	80	180	79	61	54	65	30
LTS 800, LTS-F 630	30	14	100	220	90	77	68	83	38



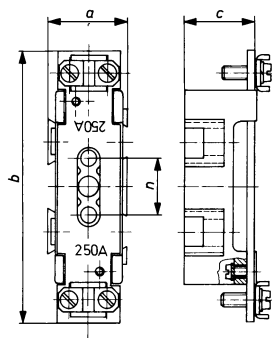
	a	b	c	d	e	f		
05 779	20	M 6	17	15	5	6		
05 780	30	M 6	30	26	6	8		
05 781	35	M 6	32	28	8	10		
05 782	35	M 8	32	28	10	12		
05 783	40	M 8	40	35	10	12		
05 784	40	M 10	40	35	12	14		
05 785	45	M 6	46	38	8	10		
05 786	45	M 8	46	38	10	12		
05 787	45	M 10	46	38	12	14		
05 788	50	M 10	36	29	14	16		
05 789	60	M 10	40	35	14	16		
05 790	50	M 8	36	29	10	12		
05 791	40	M 12	40	35	11	13		
05 792	30	M 8	30	26	8	10		

	a	b	c	d	e	f	g	h		
05 800	30	M 6	30	26	6	8	M 6	6	01 888	01 890
05 801	35	M 6	32	25	8	10	M 6	8		
05 802	35	M 8	32	30	10	12	M 8	10		

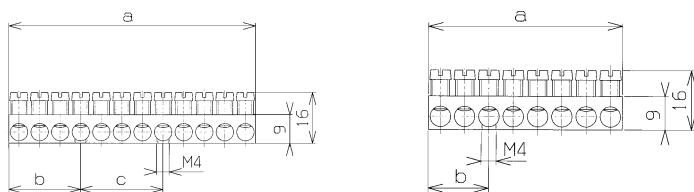
	a	b				a	b	c	d		
03 173	160A	85	125			03 195	250A	25	100	3	M10x20
03 193	160A	20.5	60			03 196	250A	125	198	3	M10x20
						03 197	630A	25	100	5	M12x28
						03 198	630A	125	198	5	M12x28

--	--	--	--	--

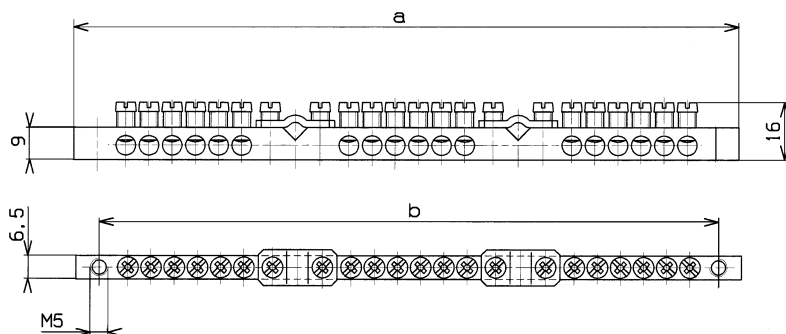
	a	b	c	n
03 213	55	200	40	25
03 519	39	124	27	25
03 620	39	124	27	25
03 668	35	120	28	25
03 757	55	200	40	25
05 188	13	53	38	43



	a	b	c
01 126	52	16	
01 127	78	22.5	26
01 128	104	3	97.5
01 129	156	29	97.5



	a	b	clamp
01 926	61.5	48.5	
01 927	124	111	1
01 928	186.5	173.5	2
01 929	249	236	3
01 930	311.5	298.5	4
01 931	374	361	5
01 932	1000		



--	--	--	--	--

